



BCBS Island Run powered by Boston.com

# Graphics: Opioid-related overdose deaths in Mass.

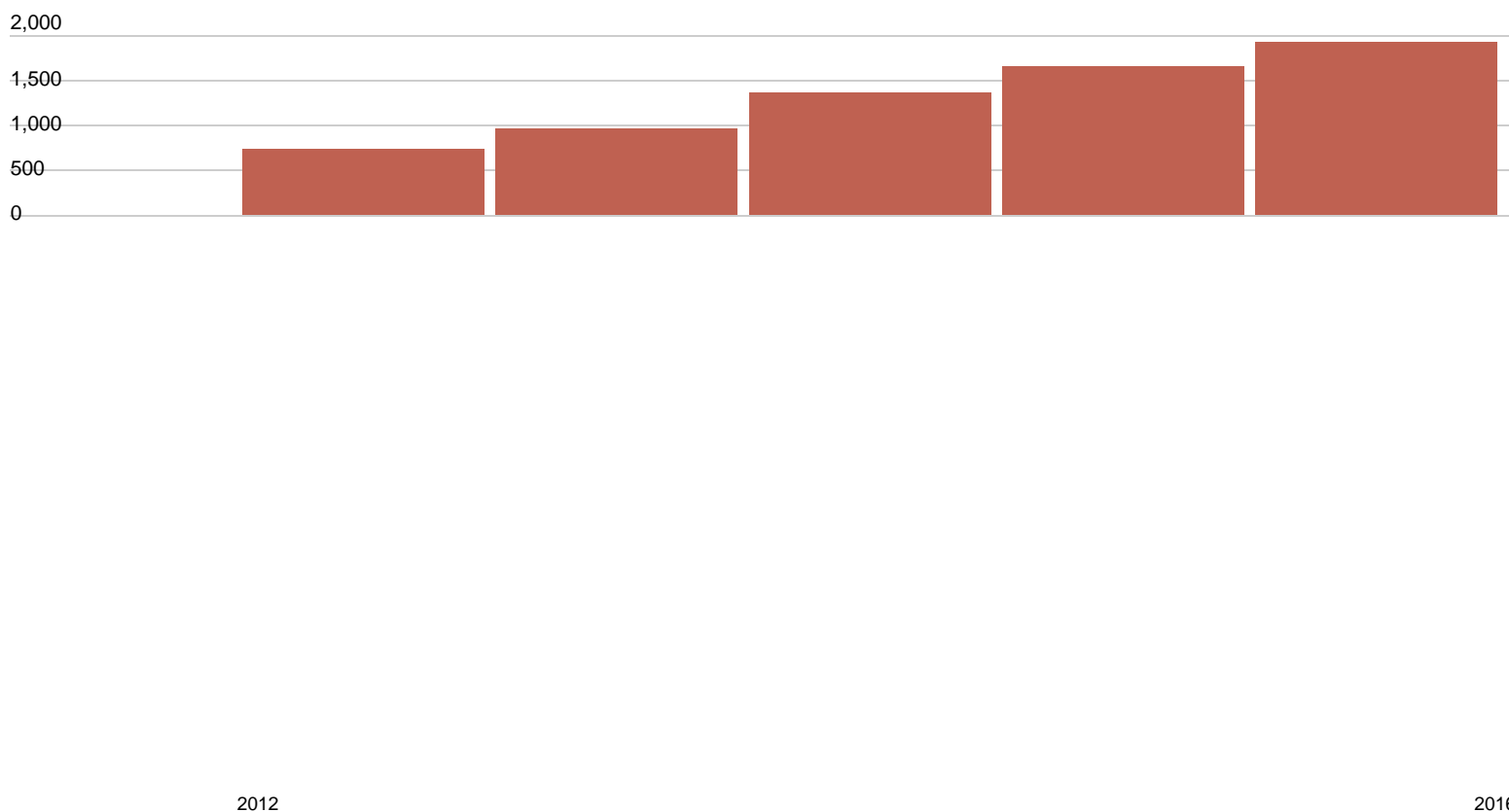
[E-MAIL](#)
[FACEBOOK](#)
[TWITTER](#)
[GOOGLE](#)
[LINKEDIN](#)

1


By [Matt Rocheleau](#)

GLOBE STAFF JULY 24, 2017

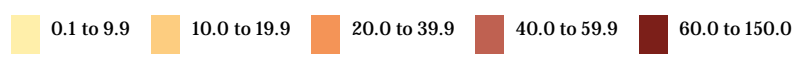
Opioid-related overdose deaths in Mass., by year



Opioid-related overdose deaths in Mass. communities, 2016



### Opioid-related overdose deaths in Mass. communities (rate per 100,000), 2016



(Note: Data for 2015 and 2016 are considered preliminary and may change. Figures are as of spring 2017. Opioids include heroin, opioid-based prescription painkillers, and other unspecified opioids.)

City/town	2012	2013	2014	2015	2016	2016 rate per 100,000 residents
Abington	1	2	2	7	1	6.2
Acton	3	-	3	4	5	21.8
Acushnet	2	-	-	4	2	19.3
Adams	1	1	2	3	1	12.0
Agawam	2	3	3	5	4	13.9
Alford	-	-	-	-	-	0.0
Amesbury	1	2	1	6	7	41.4
Amherst	-	2	2	1	2	5.1
Andover	1	4	6	5	3	8.7
Aquinnah	-	-	1	1	-	0.0
Arlington	4	3	5	7	5	11.3
Ashburnham	-	-	1	1	2	32.5
Ashby	-	-	-	-	-	0.0
Ashfield	-	-	-	1	-	0.0
Ashland	1	-	1	5	4	23.3
Athol	2	2	2	2	3	25.8
Attleboro	4	13	10	10	15	34.1
Auburn	-	2	1	2	1	6.1
Avon	2	1	2	3	3	67.4
Ayer	-	1	1	1	6	76.8
Barnstable	6	8	12	13	22	49.3
Barre	1	-	-	3	-	0.0
Becket	1	-	-	-	-	0.0
Bedford	2	-	3	1	6	43.1
Belchertown	1	3	2	2	2	13.5
Bellingham	3	1	2	3	3	18.0
Belmont	-	-	4	4	3	11.8
Berkley	2	1	2	-	5	76.4
Berlin	-	-	-	1	-	0.0
Bernardston	2	-	-	-	1	45.7

Beverly	7	5	8	12	17	41.8
Billerica	1	4	12	12	11	26.2
Blackstone	-	-	2	3	5	55.1
Blandford	-	-	-	-	-	0.0
Bolton	-	-	-	2	1	19.7
Boston	70	87	108	150	196	30.1
Bourne	5	2	5	8	8	40.5
Boxborough	-	-	-	-	1	19.5
Boxford	-	-	-	2	1	12.3
Boylston	-	-	-	2	-	0.0
Braintree	3	4	8	9	8	21.7
Brewster	1	1	1	-	3	30.4
Bridgewater	2	5	4	11	10	36.7
Brimfield	-	-	-	-	-	0.0
Brockton	9	27	26	47	42	44.4
Brookfield	-	1	2	-	1	29.4
Brookline	-	1	1	3	2	3.4
Buckland	-	1	-	1	-	0.0
Burlington	3	3	3	3	8	31.4
Cambridge	6	6	8	13	26	24.1
Canton	1	4	4	6	6	26.9
Carlisle	-	-	-	-	-	0.0
Carver	4	2	5	6	5	43.2
Charlemont	-	-	-	-	-	0.0
Charlton	1	1	1	-	3	22.7
Chatham	-	-	1	2	1	16.3
Chelmsford	1	3	3	5	5	14.4
Chelsea	2	7	7	18	13	34.6
Cheshire	-	-	-	-	1	31.3
Chester	-	-	-	-	-	0.0
Chesterfield	-	-	-	-	-	0.0
Chicopee	9	9	7	19	26	46.3
Chilmark	-	-	1	-	-	0.0
Clarksburg	1	1	-	-	-	0.0

Clinton	4	2	4	6	5	36.4
Cohasset	-	-	3	-	2	24.2
Colrain	-	-	-	-	-	0.0
Concord	-	-	-	-	1	5.2
Conway	-	-	-	-	-	0.0
Cummington	-	-	-	-	-	0.0
Dalton	1	-	-	-	1	14.9
Danvers	5	6	4	6	4	14.6
Dartmouth	2	2	7	2	9	26.1
Dedham	2	3	4	4	10	39.6
Deerfield	-	-	-	1	-	0.0
Dennis	2	4	8	2	4	28.4
Dighton	-	1	-	-	3	41.5
Douglas	2	-	-	2	1	11.6
Dover	-	-	-	-	-	0.0
Dracut	3	6	7	8	6	19.5
Dudley	1	3	2	-	-	0.0
Dunstable	1	1	-	-	-	0.0
Duxbury	2	-	2	1	2	13.1
East Bridgewater	-	4	2	1	1	7.1
East Brookfield	-	-	-	-	-	0.0
East Longmeadow	3	5	1	3	2	12.5
Eastham	-	2	5	2	-	0.0
Easthampton	3	6	2	1	5	31.1
Easton	1	2	7	6	8	33.9
Edgartown	-	-	-	-	-	0.0
Egremont	-	-	-	-	-	0.0
Erving	-	1	-	-	-	0.0
Essex	1	-	-	1	-	0.0
Everett	10	5	29	17	22	50.1
Fairhaven	1	4	2	7	3	18.7
Fall River	23	29	37	41	62	69.9
Falmouth	4	7	8	16	15	47.5

Fitchburg	5	6	14	19	14	34.6
Florida	-	-	-	-	-	0.0
Foxborough	-	1	3	-	5	29.0
Framingham	6	4	11	12	16	22.7
Franklin	2	2	4	7	5	15.3
Freetown	2	-	2	3	3	33.2
Gardner	1	4	5	6	6	29.5
Georgetown	-	1	2	2	1	11.8
Gill	-	-	2	-	-	0.0
Gloucester	2	6	6	10	9	30.6
Goshen	-	-	1	-	-	0.0
Gosnold	-	-	-	-	-	0.0
Grafton	-	3	2	2	1	5.5
Granby	-	2	2	2	1	15.8
Granville	-	-	-	-	-	0.0
Great Barrington	1	-	1	-	1	14.3
Greenfield	4	5	3	8	6	34.3
Groton	-	1	-	1	-	0.0
Groveland	-	1	1	-	1	15.0
Hadley	-	-	1	-	1	18.8
Halifax	1	5	-	1	2	26.0
Hamilton	-	1	1	-	3	37.0
Hampden	-	-	2	-	1	19.3
Hancock	-	-	-	-	1	137.7
Hanover	1	1	1	1	5	35.1
Hanson	1	1	-	8	2	19.3
Hardwick	-	-	-	2	1	33.3
Harvard	-	1	-	-	-	0.0
Harwich	2	2	1	4	3	24.6
Hatfield	-	3	1	1	1	30.3
Haverhill	13	8	35	30	36	58.0
Hawley	-	-	-	-	-	0.0
Heath	-	-	-	-	-	0.0
Hingham	2	1	-	-	1	4.4

Hinsdale	-	-	2	1	2	95.6
Holbrook	1	4	4	4	7	63.8
Holden	1	-	5	4	4	22.2
Holland	-	-	-	1	-	0.0
Holliston	-	1	-	3	1	7.0
Holyoke	5	8	10	6	8	19.8
Hopedale	-	-	4	-	1	16.8
Hopkinton	1	-	3	3	-	0.0
Hubbardston	-	-	2	2	1	22.4
Hudson	2	1	1	6	2	10.2
Hull	2	-	3	3	5	48.1
Huntington	-	-	-	-	-	0.0
Ipswich	3	1	4	3	3	22.0
Kingston	-	-	2	1	1	7.7
Lakeville	-	1	1	-	1	9.0
Lancaster	2	-	1	2	-	0.0
Lanesborough	-	-	-	1	1	33.0
Lawrence	6	10	25	25	46	58.4
Lee	-	-	2	2	1	17.0
Leicester	-	2	1	2	2	17.8
Lenox	-	1	-	-	-	0.0
Leominster	4	6	10	7	9	21.9
Leverett	-	-	-	-	-	0.0
Lexington	1	1	2	3	2	6.1
Leyden	-	-	-	-	-	0.0
Lincoln	-	-	-	-	-	0.0
Littleton	-	-	-	-	2	21.4
Longmeadow	2	3	-	-	3	18.9
Lowell	9	25	39	59	63	57.6
Ludlow	1	2	2	4	6	28.1
Lunenburg	1	3	2	2	1	9.1
Lynn	23	25	42	45	47	51.3
Lynnfield	-	-	2	2	2	16.3

Malden	9	12	18	21	12	19.8
Manchester	-	-	-	-	2	37.8
Mansfield	-	4	2	3	5	21.3
Marblehead	3	2	-	1	4	19.7
Marion	-	-	-	1	1	20.1
Marlborough	3	3	9	8	4	10.1
Marshfield	5	4	6	3	10	39.2
Mashpee	-	5	3	10	7	49.9
Mattapoisett	-	-	-	2	2	32.4
Maynard	2	-	2	3	-	0.0
Medfield	-	-	-	-	1	8.1
Medford	12	9	14	20	16	28.0
Medway	-	1	-	1	3	23.0
Melrose	1	5	4	2	8	28.9
Mendon	-	2	-	1	-	0.0
Merrimac	-	1	-	2	1	15.1
Methuen	1	6	13	6	13	26.7
Middleborough	4	6	5	12	11	46.4
Middlefield	1	-	-	-	-	0.0
Middleton	-	-	2	4	2	21.2
Milford	5	2	4	3	9	31.8
Millbury	1	2	4	3	4	29.9
Millis	-	1	1	1	3	37.3
Millville	-	-	-	1	-	0.0
Milton	1	-	4	1	5	18.3
Monroe	-	-	-	-	-	0.0
Monson	1	2	-	-	1	11.5
Montague	-	-	1	1	3	35.9
Monterey	-	-	-	-	-	0.0
Montgomery	-	-	-	-	1	118.2
Mount Washington	-	-	-	-	-	0.0
Nahant	-	-	-	1	2	57.9
Nantucket	-	1	1	1	2	18.9
Natick	1	3	7	4	3	8.6



Needham	-	-	-	1	1	3.3
New Ashford	-	-	-	1	-	0.0
New Bedford	26	29	28	49	55	58.0
New Braintree	-	-	-	-	-	0.0
New Marlborough	-	-	1	-	-	0.0
New Salem	-	-	-	1	-	0.0
Newbury	-	1	1	2	1	14.6
Newburyport	2	2	5	3	3	16.9
Newton	5	2	6	7	17	19.4
Norfolk	1	-	1	1	4	34.3
North Adams	4	1	5	5	6	44.6
North Andover	2	1	3	3	3	10.2
North Attleborough	5	5	6	8	5	17.3
North Brookfield	2	-	1	-	2	42.2
North Reading	-	1	2	1	2	13.0
Northampton	2	4	11	4	8	28.0
Northborough	1	-	-	-	1	6.8
Northbridge	2	1	1	4	1	6.1
Northfield	-	-	-	1	-	0.0
Norton	4	4	5	1	6	31.0
Norwell	1	1	3	3	1	9.3
Norwood	2	2	5	6	6	20.7
Oak Bluffs	-	1	1	3	1	21.6
Oakham	-	-	-	-	-	0.0
Orange	2	2	2	3	1	12.9
Orleans	-	1	-	-	2	34.1
Otis	-	-	-	-	1	64.9
Oxford	3	1	5	3	4	28.9
Palmer	2	1	1	2	4	32.9
Paxton	2	1	1	1	-	0.0
Peabody	3	12	14	11	9	17.3
Pelham	-	-	-	-	-	0.0
Pembroke	4	1	5	4	8	44.2

Pepperell	3	1	3	3	1	8.4
Peru	-	-	-	-	-	0.0
Petersham	-	1	-	-	-	0.0
Phillipston	1	-	-	-	-	0.0
Pittsfield	9	15	14	18	17	38.7
Plainfield	-	-	-	-	-	0.0
Plainville	2	1	4	-	2	22.9
Plymouth	6	6	17	21	22	38.0
Plympton	-	-	-	1	1	34.9
Princeton	1	1	1	1	1	28.9
Provincetown	-	-	1	-	-	0.0
Quincy	25	26	38	44	42	45.1
Randolph	4	5	7	12	11	32.9
Raynham	1	2	5	4	1	7.4
Reading	1	1	4	4	4	15.8
Rehoboth	-	-	-	2	-	0.0
Revere	12	15	27	16	26	49.0
Richmond	-	1	-	-	-	0.0
Rochester	-	-	1	-	-	0.0
Rockland	2	3	6	10	18	101.9
Rockport	2	1	2	3	1	14.1
Rowe	-	-	-	-	-	0.0
Rowley	1	2	-	-	-	0.0
Royalston	-	2	-	-	1	75.3
Russell	-	-	-	-	-	0.0
Rutland	1	-	2	-	2	24.1
Salem	5	7	13	13	19	44.7
Salisbury	3	1	4	5	11	126.8
Sandisfield	-	-	-	-	-	0.0
Sandwich	1	2	3	2	4	19.5
Saugus	9	7	9	6	13	47.1
Savoy	-	-	-	-	-	0.0
Scituate	1	2	5	4	3	16.4
Seekonk	-	-	1	2	1	7.0

Sharon	2	3	3	1	1	5.6
Sheffield	-	-	1	-	-	0.0
Shelburne	-	-	2	1	1	51.0
Sherborn	-	-	1	1	1	23.6
Shirley	1	-	3	1	-	0.0
Shrewsbury	-	6	1	2	6	16.5
Shutesbury	-	-	-	-	-	0.0
Somerset	2	1	2	4	5	27.4
Somerville	5	11	15	20	21	26.7
South Hadley	1	4	-	2	3	16.9
Southampton	-	1	-	1	2	33.2
Southborough	-	-	-	-	1	10.1
Southbridge	2	2	3	6	7	41.7
Southwick	1	-	2	1	2	20.7
Spencer	-	1	3	8	3	25.5
Springfield	26	22	21	41	41	26.6
Sterling	1	1	-	-	1	12.7
Stockbridge	-	1	-	-	-	0.0
Stoneham	2	2	5	6	8	36.8
Stoughton	5	7	10	10	11	39.1
Stow	-	-	-	1	1	14.4
Sturbridge	-	1	1	1	1	10.6
Sudbury	1	-	-	-	-	0.0
Sunderland	-	1	-	-	1	27.2
Sutton	-	-	-	1	-	0.0
Swampscott	-	4	3	2	4	28.5
Swansea	4	4	5	-	1	6.2
Taunton	14	13	19	16	30	53.3
Templeton	1	1	2	2	4	49.3
Tewksbury	2	1	7	8	10	33.2
Tisbury	-	-	1	3	1	24.7
Tolland	-	-	-	-	-	0.0
Topsfield	1	1	1	-	1	15.7

Townsend	1	4	2	1	2	21.5
Truro	-	-	-	-	1	60.8
Tyngsborough	2	1	1	5	1	8.3
Tyringham	-	-	-	1	-	0.0
Upton	1	1	-	-	2	26.1
Uxbridge	3	3	1	4	-	0.0
Wakefield	1	8	5	6	9	34.4
Wales	-	-	-	-	-	0.0
Walpole	1	3	1	4	6	24.2
Waltham	4	9	10	10	15	24.0
Ware	3	4	4	2	9	90.9
Wareham	2	9	10	9	15	67.1
Warren	1	1	2	2	-	0.0
Warwick	-	-	-	1	-	0.0
Washington	-	-	-	-	-	0.0
Watertown	1	7	3	9	10	30.0
Wayland	1	-	1	1	2	14.9
Webster	5	3	4	6	5	29.7
Wellesley	-	-	-	2	1	3.5
Wellfleet	-	1	1	-	-	0.0
Wendell	-	-	-	-	-	0.0
Wenham	-	1	1	1	-	0.0
West Boylston	1	1	3	-	1	12.8
West Bridgewater	3	2	4	-	2	28.5
West Brookfield	-	1	2	-	1	26.7
West Newbury	-	-	-	-	-	0.0
West Springfield	1	7	6	6	9	31.5
West Stockbridge	-	-	-	1	-	0.0
West Tisbury	-	-	1	-	1	39.0
Westborough	-	-	1	3	3	16.1
Westfield	5	7	8	8	16	38.6
Westford	-	-	2	-	3	12.9
Westhampton	-	-	-	-	-	0.0
Westminster	-	-	1	-	-	0.0

Weston	1	1	1	-	-	0.0
Westport	2	2	4	2	4	25.5
Westwood	-	-	2	2	5	33.1
Weymouth	13	13	14	25	38	68.7
Whately	-	-	-	-	-	0.0
Whitman	4	3	2	6	1	6.8
Wilbraham	1	-	1	2	1	6.9
Williamsburg	-	1	-	-	-	0.0
Williamstown	-	1	1	-	1	13.1
Wilmington	2	3	4	8	4	17.3
Winchendon	3	1	2	2	1	9.5
Winchester	-	-	4	1	2	9.1
Windsor	-	-	-	-	-	0.0
Winthrop	7	2	3	7	5	27.8
Woburn	7	6	5	6	15	38.4
Worcester	29	43	56	77	56	30.5
Worthington	-	-	-	-	-	0.0
Wrentham	1	-	1	2	4	35.4
Yarmouth	3	8	6	9	7	29.7
Unknown	1	0	1	0	0	-
<b>Total</b>	<b>742</b>	<b>961</b>	<b>1,361</b>	<b>1,651</b>	<b>1,933</b>	<b>29.7</b>

SOURCE: Massachusetts Department of Public Health, U.S. Census Bureau

*Matt Rocheleau can be reached at [matthew.rocheleau@globe.com](mailto:matthew.rocheleau@globe.com). Follow him on Twitter [@mrochele](https://twitter.com/mrochele)*

SHOW 1 COMMENT

Stay updated, right in your news feed.

## Top 10 Trending Articles

Most Viewed

Most Commented

Most Shared

Nick Cafardo: Which players may be available in trade after...

---

Trump forsakes scenic traditions to vacation in the land of ...

---

What's it like be an NFL quarterback at 40? We asked Warr...

---

Storms could bring hail and severe winds Saturday

---

Trump administration advances religious researchers' birth...

---

Dick Albert, former Channel 5 weatherman, dies  
**My Account**

---

Trump increasingly isolated as disillusionment grows withi...  
**Manage my Account**

---

More than one month left of summer. Here's what you can't m...  
**Mobile Customer Service**

---

**Sign Up For Newsletters**  
Reagle's housing 'land grab' triumphs over turmoil

---

**Contact**  
Jaylen Brown's trip for the NBA Africa Game continues his ...

---

Help

---

FAQs

---

Globe newsroom

---

Advertise

---

**Social**

---

Facebook

---

Twitter

---

Google+

---

**More**

---

ePaper

---

News in Education

---

Archives

---

Privacy policy

---

[Terms of service](#)

---

[Terms of purchase](#)

---

[Work at Boston Globe Media](#)

---

© 2017 Boston Globe Media Partners, LLC