



If you're getting a ticket in Mass., it probably is for speeding

E-MAIL FACEBOOK TWITTER  LINKEDIN

7



GEORGE RIZER FOR THE BOSTON GLOBE/FILE

By [Matt Rocheleau](#) and [Todd Wallack](#)

GLOBE STAFF JULY 09, 2017


Speeding is by far the most common violation Massachusetts drivers have been cited for in recent

years, state data show.

About one in four violations was for speeding.

The next most common type — a distant second — was a violation for not having a valid inspection sticker.

That was followed by failure to stop at a stop sign or red light, seat belt violations, and driving an unregistered vehicle, according to [a Globe review](#) of traffic ticket data.




Get Fast Forward in your inbox:

Forget yesterday's news. Get what you need today in this early-morning email.

Sign Up

John Carr, an activist with the Massachusetts chapter of the National Motorists Association, said he was surprised that speeding did not account for an even larger share of violations, and he was surprised to seat belt and inspection sticker violations ranked so high.



View Story

Where and when traffic violations are issued

More details about where and when traffic violations tend to be issued and which types of violations drivers are cited for the most.

Mass. police issuing fewer traffic violations

But law enforcement officials said the list of the most common violations issued was no surprise to them.

“This is what I would expect,” Brian Kyes, president of the Massachusetts Major City Chiefs of Police Association and chief of Chelsea police, said in an e-mail. “Common mistakes made by motorists.”

Cambridge-based attorney Ryan Caselden, whose firm represents drivers who fight traffic violations, said the list of most common violation types fits with what he's seen.


State Police spokesman David Procopio said troopers “do not pay special attention to any one type of offense. We are alert to any and all offenses.”

Of the five most common violation types, a seat belt violation was the only type that is not a primary offense in Massachusetts, meaning people can only be cited for failing to wear a seat belt if they are stopped for another infraction first.

Massachusetts has for years had one of the lowest rates of seat belt use nationwide.

Police said most drivers they issue violations to receive only one violation per stop.

Here is a chart and a table showing the types of traffic violations issued. (Note: The number of traffic violations issued is down sharply from 2010 to 2015, for [a variety of reasons.](#))



The 25 most common types of violations

Figures show the total number of each violation type issued from 2010 through spring 2016.

SPEEDING



NO INSPECTION STICKER



FAILURE TO STOP



SEAT BELT VIOLATION



UNREG/IMPROPER EQUIP



WEAVING BETWEEN LANES



OPERATING AFTER SUSPENSION



OPER UNLICENSED



IMPROPER EQUIPMENT



NO LIABILITY POLICY



REG SUSPEND/REVOKED



NO LICENSE IN POSSESSION



STATE HIGHWAY-TRAFFIC VIOLATION



DRIVING TO ENDANGER



NO REGISTRATION IN POSSESSION



TOWN ORDINANCE



DISPLAY NUMBER PLATE



RMV/FED SAFETY REGS

50,054

DWI ALCOHOL PROGRAM

47,299

OPERATING AFTER REVOCATION

44,358

ILLEGAL OPERATION

42,049

DWI LIQUOR

40,291

IMPROPER TURN

38,406

RT OF WAY INTERSECTN

38,030

LEAVING SCENE PROP DAM

37,653

Traffic violations issued by type, 2010 to 2015

(Note: If you're reading this on a mobile device, this table only shows details for the top 25 violation types. To see a full version of the table, view this story on a desktop computer.)

Type	2010	2011	2012	2013	2014	2015	Change 10 v. 15	% change
SPEEDING	241,741	209,891	223,921	203,465	188,820	172,010	(69,731)	-29%
NO INSPECTION STICKER	73,919	74,890	76,896	64,114	69,215	60,378	(13,541)	-18%
FAILURE TO STOP	72,490	65,183	67,528	61,174	61,842	52,751	(19,739)	-27%
SEAT BELT VIOLATION	61,216	46,874	53,212	46,716	46,351	38,232	(22,984)	-38%
UNREG/IMPROPER EQUIP	40,207	38,670	36,623	33,799	35,640	31,473	(8,734)	-22%
WEAVING BETWEEN LANES	33,324	30,661	35,121	32,402	33,537	30,320	(3,004)	-9%
OPERATING AFTER SUSPENSION	28,846	26,611	30,457	30,957	30,042	27,465	(1,381)	-5%
OPER UNLICENSED	27,275	24,795	26,174	24,354	24,407	24,545	(2,730)	-10%
IMPROPER EQUIPMENT	21,797	19,335	21,658	19,626	21,045	17,460	(4,337)	-20%
NO LIABILITY POLICY	19,236	18,473	17,778	17,597	17,577	16,189	(3,047)	-16%
REG SUSPEND/REVOKED	13,944	13,164	13,220	12,963	12,938	11,638	(2,306)	-17%
NO LICENSE IN POSSESSION	5,508	13,520	14,543	13,462	13,212	11,328	5,820	106%
STATE HIGHWAY-TRAFFIC VIOLATION	4,017	11,108	12,558	13,490	13,607	11,981	7,964	198%

DRIVING TO ENDANGER	9,607	9,898	10,449	10,852	11,217	11,245	1,638	17%
TOWN ORDINANCE	8,305	9,844	9,789	9,956	10,560	8,376	71	1%
NO REGISTRATION IN POSSESSION	4,310	10,929	11,083	10,210	10,212	9,033	4,723	110%
DISPLAY NUMBER PLATE	10,358	8,658	10,062	8,274	8,327	6,973	(3,385)	-33%
RMV/FED SAFETY REGS	5,426	9,239	8,372	8,680	8,724	7,032	1,606	30%
DWI ALCOHOL PROGRAM	8,272	7,788	8,465	7,848	7,557	5,955	(2,317)	-28%
OPERATING AFTER REVOCATION	7,211	6,996	7,075	7,147	7,096	6,624	(587)	-8%
ILLEGAL OPERATION	7,233	6,367	7,201	6,095	7,009	5,977	(1,256)	-17%
DWI LIQUOR	6,525	5,858	6,319	5,940	6,061	6,504	(21)	0%
RT OF WAY INTERSECTN	6,842	6,381	6,310	5,672	6,156	5,089	(1,753)	-26%
IMPROPER TURN	2,198	7,638	7,838	7,196	6,084	5,340	3,142	143%
LEAVING SCENE PROP DAM	6,108	5,974	6,002	6,056	5,820	5,763	(345)	-6%
KEEP IN RIGHT LANE	9,456	6,070	5,655	5,660	4,752	3,654	(5,802)	-61%
FAIL TO USE SAFETY	10,434	5,106	5,523	5,588	4,192	3,443	(6,991)	-67%
YIELD TO PEDESTRIAN	5,732	5,196	5,779	5,524	6,890	5,086	(646)	-11%
KEEP RT VIEW OBSTRUC	5,559	5,229	5,351	5,359	5,528	4,463	(1,096)	-20%
FAIL TO GIVE SIGNAL	5,443	4,559	5,388	5,098	5,208	4,448	(995)	-18%
ATTACHING PLATES	4,818	4,588	4,058	3,891	3,971	3,843	(975)	-20%
NO TRANSPARENT WINDOW	4,513	3,493	4,647	4,387	3,766	2,720	(1,793)	-40%
DRINK OPEN CONTAINER	3,950	3,648	4,081	3,871	3,924	3,499	(451)	-11%
IMPEDING OPERATION	3,741	2,833	3,538	4,142	4,276	4,398	657	18%
REFUSAL SUBMIT TO PO	4,016	3,795	3,783	3,736	3,582	3,428	(588)	-15%
ST HWAY VIOLATION	11,127	2,566	2,089	2,268	2,022	1,419	(9,708)	-87%
FAIL TO DRIVE IN RIGHT LANE	853	2,836	4,038	3,756	4,507	3,875	3,022	354%
TRAFFIC SAFETY VIOLATION	5,231	3,214	4,959	6,003	89	33	(5,198)	-99%
OBSTRUCT EMERGENCY VEHICLE	4,262	2,964	3,125	2,446	3,002	3,155	(1,107)	-26%
IMPROPR EQUIPMENT NS	3,675	3,322	3,503	2,912	2,789	2,439	(1,236)	-34%
ALLOW UNLICENSED/SUSPENDED OPERATION	2,408	3,224	3,138	2,870	2,987	2,875	467	19%
NO REG/LIC IN POSSES	17,335	22	21	23	24	19	(17,316)	-100%
ELECTRONIC MESSAGE-OPERATOR SEND/READ	284	1,148	1,726	3,386	4,705	6,132	5,848	2059%
MOTOR CARRIER ACT	4,290	2,893	3,090	5,696	126	17	(4,273)	-100%
IMPROPER PASSING	2,725	2,347	2,622	2,329	2,564	2,271	(454)	-17%
MOTOR CARRIERACT	-	-	5	630	7,477	6,363	6,363	-

NO CHILD RESTRAINT	3,374	2,281	2,501	2,116	2,285	1,700	(1,674)	-50%
ILLEGAL POSSESSION OF CLASS B SUBSTANCE	2,743	2,487	2,469	2,454	2,242	1,459	(1,284)	-47%
IMPEDE FIRE APARATUS	2,104	2,019	1,876	1,937	1,957	1,853	(251)	-12%
FAIL TO RPT NAME/ADD	2,051	1,787	1,999	1,663	1,760	1,525	(526)	-26%
EXPIRED REG STICKER	1,042	2,035	2,168	1,675	2,114	1,644	602	58%
ILLEGAL POSSESSION OF CLASS A SUBSTANCE	1,341	1,393	1,824	2,111	2,163	1,470	129	10%
SAFETY STANDARDS	1,599	1,962	1,755	1,634	1,387	1,546	(53)	-3%
POSS CLASS B SUB W/INTENT TO DISTRIBUTE	2,382	2,038	1,706	1,530	1,381	723	(1,659)	-70%
MASS PIKE FAIL TO OBEY SIGN	-	-	2	751	4,226	3,480	3,480	-
INSPECTION STICKER VIOLATION	1,359	1,526	1,479	1,422	1,249	1,283	(76)	-6%
USING W/O AUTHORITY	1,412	1,328	1,321	1,332	1,432	1,467	55	4%
POSS CLASS A SUB W/INTENT TO DISTRIBUTE	1,110	1,197	1,316	1,495	1,679	888	(222)	-20%
MINOR TRAFFIC	1,467	1,302	1,286	1,236	1,163	1,077	(390)	-27%
DWI DRUGS	1,021	1,127	1,082	1,237	1,457	1,555	534	52%
OPERATING RECKLESSLY	1,559	1,397	1,249	1,109	1,210	935	(624)	-40%
SPEEDING IN CONSTRUCTION ZONE	131	986	1,662	974	1,741	1,214	1,083	827%
POSS CLASS D SUB INTENT TO DISTRIBUTE	1,480	1,270	1,247	1,002	766	375	(1,105)	-75%
OVERWEIGHT VEHICLE	1,204	968	991	643	1,270	1,014	(190)	-16%
LIQ TRANS BY MINOR	1,387	1,195	1,193	939	884	442	(945)	-68%
MASS PIKE-MARKED LANES VIOLATION	357	653	835	1,421	1,285	1,231	874	245%
FAIL STOP FOR SCHOOL BUS	1,040	966	1,038	881	837	678	(362)	-35%
PARKING PROHIBITIONS	2,397	1,091	1,103	722	26	1	(2,396)	-100%
OPERATING W/SUSPENDED LICENSE/OUI	851	880	817	841	838	739	(112)	-13%
LOAD NO COVER/ESCAPE	743	785	816	735	996	849	106	14%
ILLEGAL POSSESSION OF CLASS E SUBSTANCE	817	722	830	742	737	474	(343)	-42%
LEFT LANE EXCLUSION	1,156	747	689	634	600	418	(738)	-64%
THEFT/CONCEALMENT OF MV OR TRL	801	859	678	657	695	537	(264)	-33%
LEAVING SCENE PERS INJ	780	713	765	714	645	607	(173)	-22%
CHILD UNDER 8 YRS & 58 INCHES-NO CARSEAT	341	716	932	803	780	566	225	66%

JUN OPER LIC PASSENGER REST	914	857	760	569	539	491	(423)	-46%
CONSPIRACY TO VIOL CONTROLLED SUBLAW	828	803	727	739	612	312	(516)	-62%
FALSE LIC; REG; ETC.	831	844	748	635	507	421	(410)	-49%
MASS PIKE-NEGLIGENT OPERATION	183	423	459	601	941	1,192	1,009	551%
TIRE TREAD	655	611	727	616	620	464	(191)	-29%
MASS PIKE-FAIL KEEP TO RIGHT LANE	158	473	738	774	876	614	456	289%
FOLLOW TOO CLOSELY	412	448	567	687	749	687	275	67%
FAILING TO DIM LIGHTS	609	497	749	545	607	514	(95)	-16%
FAIL TO KEEP RIGHT	641	562	590	557	574	493	(148)	-23%
DEFACING PROPERTY	671	606	727	560	498	353	(318)	-47%
POSS WITHIN A 1000 FT OF A SCHOOL	1,246	1,013	598	259	152	47	(1,199)	-96%
BICYCLE VIOLATION	-	29	262	605	1,212	1,155	1,155	-
RULES/REG VIOLATION	3,008	-	-	-	-	-	(3,008)	-100%
MOPED VIOLATION	384	403	458	557	526	602	218	57%
MASS PIKE-FAIL SIGNAL STOP/TURN	213	460	501	668	586	488	275	129%
REG ELSEWHERE + 30	766	687	599	287	209	194	(572)	-75%
MV REG MISREPRESENT	589	568	449	346	345	367	(222)	-38%
AFTERMARKET LIGHTING	479	502	643	442	369	203	(276)	-58%
MOBILE PHONE-OPERATOR USE IMPROPERLY	124	512	103	695	573	609	485	391%
ILLEGAL POSSESSION OF CLASS C SUBSTANCE	491	420	468	474	447	248	(243)	-49%
TRESPASS WITH MV	531	450	410	380	366	269	(262)	-49%
DPW SIGN/DEVICES	2,335	2	2	5	8	3	(2,332)	-100%
MODIFY VEH HEIGHT	348	270	398	408	398	331	(17)	-5%
UNLIC PERSON TO OPER	1,731	77	54	60	42	20	(1,711)	-99%
TRUCK OWNER VIOLATION	297	442	394	316	254	200	(97)	-33%
STATE HIGHWAY-WRONG WAY	175	406	399	318	310	290	115	66%
HP PLATE/PLACARD MISUSE	267	249	270	279	382	372	105	39%
ILLEGAL POSSESSION OF CLASS D SUBSTANCE	470	347	366	267	212	143	(327)	-70%
POSS COCAINE W/INTENT TO DISTRIBUTE	515	490	270	234	239	48	(467)	-91%
RV UNREGISTERED	436	224	233	275	367	246	(190)	-44%
HAZARDOUS MATERIAL	168	247	293	361	373	326	158	94%
MOTOR SCOOTER VIOLATION	167	186	304	323	371	410	243	146%

MOTORCYCLE EQUIPMENT VIOLATION	116	343	421	283	273	285	169	146%
DWI DRUG PROGRAM	237	236	237	279	331	325	88	37%
EMPLOY UNLICENSED OPERATOR	249	230	199	192	319	398	149	60%
MASS PIKE-UNAUTH USE-ETC SYSTEM/LANE	455	758	147	55	10	27	(428)	-94%
MASS PIKE-EQUIPMENT VIOLATION	73	136	140	312	439	343	270	370%
TRAFFIC/SAFETY VIOLATION	344	337	367	331	34	16	(328)	-95%
MASS PIKE-PASSING VIOLATION	51	192	237	246	365	297	246	482%
FAIL TO RPT ACCD	257	263	227	219	187	196	(61)	-24%
TURNPIKE-LEFT LANE RESTRICTION	191	140	156	188	250	412	221	116%
MDC SIGN/SIGNAL	213	160	215	369	247	131	(82)	-38%
MASS PIKE-EVADE TOLL	425	682	44	61	55	53	(372)	-88%
UTTERING A FALSE PRESCRIPTION	299	346	237	137	216	81	(218)	-73%
MDC EXCLUDED VEHICLE	228	191	207	237	185	220	(8)	-4%
BRAKES VIOLATION	143	245	219	196	231	227	84	59%
CONV CL B TRAFF/ MANUF/ DISTRIB/ DISPEN	405	318	205	192	104	37	(368)	-91%
OUI W/CHILD ENDANGER	198	176	216	221	229	204	6	3%
MV MALICIOUS DAMAGE	283	211	217	202	147	101	(182)	-64%
OVERSIZE VEHICLE NS	179	181	185	195	179	201	22	12%
DISPLAY RED LIGHTS	206	189	211	200	171	143	(63)	-31%
LIGHTS VIOLATION	87	92	111	109	101	534	447	514%
POSS CLASS C SUB W/INTENT TO DISTRIBUTE	199	176	210	197	131	69	(130)	-65%
ADULT DRAG RACING	159	232	174	158	135	105	(54)	-34%
POSS CLASS E SUB INTENT TO	187	206	177	171	110	82	(105)	-56%
RECREATIONAL VEHICLE ON PUBLIC WAY VIOL	12	132	151	209	209	183	171	1425%
RMV/FED REGS HAZ MAT	78	120	130	219	168	171	93	119%
DISPOSAL OF GARBAGE	110	179	182	154	133	100	(10)	-9%
MASS PIKE-BREAKDOWN LANE VIOLATION	67	196	149	158	158	124	57	85%
LEARNER PERMIT	190	150	164	113	104	109	(81)	-43%
RV OPERATING WITHOUT HEADGEAR	134	112	113	137	166	160	26	19%
MASS PIKE-STOP/BACK/U-TURN	68	114	150	136	172	169	101	149%
MDC VIOLATION	16	132	171	269	163	51	35	219%

SCHL BUS OPER/EQUIPT	192	139	150	178	79	60	(132)	-69%
MASS PIKE-CROSS OVER VIOLATION	18	63	57	61	267	311	293	1628%
LICENSE RESTRICTION	417	153	39	51	38	26	(391)	-94%
DWI SERIOUS INJURY	118	135	125	119	129	95	(23)	-19%
MASS PIKE-SPEEDING IN CONSTRUCTION ZONE	2	39	114	182	239	138	136	6800%
BEING PRESENT WHERE HEROIN IS KEPT	93	99	139	140	157	81	(12)	-13%
SPEEDING MASSPORT	96	90	87	131	126	147	51	53%
MASS PIKE-FAIL OBEY POLICE ORDERS	30	99	100	91	147	202	172	573%
LIQ POSS/CARRY BY MINOR	185	135	139	91	61	41	(144)	-78%
ONE WAY STREET	644	3	1	1	1	2	(642)	-100%
MDC REC/SNOW VIOL	113	65	74	116	124	148	35	31%
FAIL STOP AT TOLL	55	147	124	159	110	44	(11)	-20%
MASS PIKE INADEQUATE FUEL	-	-	1	68	299	244	244	-
LIMIT/PROHIBITED USE	152	63	106	287	2	-	(152)	-100%
CONV CL A TRAFF/ MANUF/DISTRIB/DISPEN	123	76	135	94	92	63	(60)	-49%
RECREATIONAL VEHICLE ON PRIVATE PROPERTY	-	113	78	72	172	126	126	-
STATE HIGHWAY-LEFT LANE RESTRICTION VIOL	31	64	89	105	167	96	65	210%
JUN OPER LIC TIME REST	103	113	107	78	77	70	(33)	-32%
RV DANGEROUS OPER	148	95	44	67	83	80	(68)	-46%
FAIL PAY EVADING TOLL	514	1	1	-	-	-	(514)	-100%
2ND/SUB CONV CL A SUB W/INTENT TO DIST	62	60	79	112	133	52	(10)	-16%
MASS PIKE-RESTRICTED AREA VIOLATION	27	67	91	51	177	73	46	170%
2ND/SUB CONV CL D SUB W/INTENT TO DIST	89	90	107	76	59	32	(57)	-64%
2ND/SUB CONV CL B SUB W/INTENT TO DIST	88	73	85	112	69	23	(65)	-74%
ABANDONMENT OF VEH	229	44	43	36	45	48	(181)	-79%
STOP AT RR CROSSING	63	58	58	148	53	53	(10)	-16%
MASS PIKE-\$50 PARKING VIOLATION	76	134	150	68	-	3	(73)	-96%
EXCESS RUNNING MOTOR	85	78	56	65	59	85	-	0%
MOPED OPERATION UNLICENSED	22	93	87	84	63	75	53	241%

OVERSIZE VEHICLE	74	50	85	62	90	63	(11)	-15%
2ND/SUB CONV COCAINE W/INTENT TO DIST	101	84	82	70	79	8	(93)	-92%
REG STKR NO DISPLAY	413	1	1	-	2	-	(413)	-100%
RV NO REG IN POSSES	14	85	75	76	81	81	67	479%
JOL OPERATOR-USE MOBILE PHONE/DEVICE	19	54	64	71	79	108	89	468%
USE/AVOID ELECTRONIC SYSTEM	394	1	-	-	-	-	(394)	-100%
MASS PIKE-WINDOW OBSTRUCTED	34	25	75	67	101	92	58	171%
JOL LICENSE TIME RESTRICTION	121	117	65	49	17	19	(102)	-84%
REC/SNOW VIOLATION	202	45	34	40	37	23	(179)	-89%
TAX AND TITLE VIOL	89	56	67	38	32	46	(43)	-48%
MASS PIKE-MEDIAN/EXCLUDED AREA VIOL	18	49	47	48	113	44	26	144%
MV HOMICIDE/NEGL OP	69	64	60	46	40	39	(30)	-43%
ATTACH IMPROPR PLATE	69	43	26	39	71	68	(1)	-1%
MASS PIKE-SPEEDING TO ENDANGER	11	29	34	61	103	74	63	573%
LITTERING A FALSE PRESCRIPTION	46	136	14	41	61	10	(36)	-78%
NUMBER PLATE MISSING	30	52	47	75	46	53	23	77%
FAILURE TO REGISTER	105	63	43	34	20	38	(67)	-64%
EXHIBIT ANOTHERS LIC	47	32	53	52	49	52	5	11%
CIGARETTE/MATCH FROM VEH	69	39	55	41	37	42	(27)	-39%
MASS PIKE WEIGHT VIOLATION	-	-	-	29	167	80	80	-
OPERATE W/O IGNITION INTERLOCK	36	34	45	41	62	58	22	61%
FLARE VIOLATION	70	68	52	32	31	21	(49)	-70%
REGISTRAR RULE/REG	272	1	-	-	1	-	(272)	-100%
TAGGING/DEFACING	59	86	31	32	37	18	(41)	-69%
EXPIRED REGISTRATION STICKER	253	1	-	-	-	1	(252)	-100%
SPECIAL PERMIT VIOLATION	62	49	60	77	-	1	(61)	-98%
MDC PEDESTRIAN VIOLATION	11	36	13	92	81	13	2	18%
MASS PIKE-SIZE VIOLATION	5	17	23	76	66	58	53	1060%
RT OF WAY EMERG VEH	36	26	24	35	24	84	48	133%
MASS PIKE-FAIL PAY TOLL	47	135	39	8	-	-	(47)	-100%
VEH TO COMMIT FELONY	67	41	30	33	31	25	(42)	-63%
DEALER/REPAIR PLATE MISUSE	28	59	40	29	34	24	(4)	-14%

ST HWAY PARKING	46	18	39	32	33	43	(3)	-7%
FALSE WEIGHT STICKER	10	9	5	8	55	121	111	1110%
SPC FUELS MV W/O LIC	38	27	30	39	35	29	(9)	-24%
CDL OUT OF SERVICE ORDER EMPLOYER	52	26	29	23	29	33	(19)	-37%
MASS PIKE-HEADLIGHT HIGH BEAM VIOLATION	20	24	29	42	35	37	17	85%
REC VEHICLE-FAIL TO STOP FOR POLICE	-	20	22	36	62	40	40	-
MASS PIKE-ENTER/EXIT IMPROPERLY	8	34	39	30	35	31	23	288%
SCHL BUS/STA WGN REG	28	23	27	25	36	33	5	18%
RECREATIONAL VEHICLE ON PUBLIC PROPERTY	-	31	30	23	38	49	49	-
LITTER FROM VEHICLE	166	-	1	-	-	-	(166)	-100%
RV PUBLIC WAYS	125	9	3	10	3	8	(117)	-94%
DRAG RACING	139	1	6	5	3	3	(136)	-98%
OVERWGHT VEH BRIDGE	66	52	12	6	13	7	(59)	-89%
REGISTRATION LEFT IN TRANSFERRED MV	17	33	14	26	30	35	18	106%
MASS PIKE-FAIL OBEY TRAFFIC LIGHT	17	23	36	30	25	21	4	24%
LARGE TANDEM UNIT VIOLATION	23	9	27	32	39	17	(6)	-26%
SCHOOL BUS INSPCT-FAIL PERFORM POST-TRIP	24	45	42	13	7	10	(14)	-58%
MASS PIKE-AVOID ETC TOLL	14	14	24	30	25	33	19	136%
HEAVY VEH STATE	28	28	22	24	21	15	(13)	-46%
TRANS PUPIL W/O LIC	35	27	24	32	8	10	(25)	-71%
DISTURB FUNERAL	20	25	25	17	25	22	2	10%
JOL PERMIT NOT ACCOMP BY LIC DRIVER	21	45	15	20	15	17	(4)	-19%
TAKE NUMBER PLATE	25	23	13	27	27	11	(14)	-56%
BICYCLE TRAFFIC VIOLATION	-	2	14	15	79	14	14	-
MASS PIKE-FALLING DEBRIS	5	18	12	13	30	44	39	780%
REC VEH-ALLOW UNDER 18 TO OPERATE IMPR	1	13	18	21	42	25	24	2400%
MASS PIKE-WRONG WAY	3	17	19	19	25	32	29	967%
LOGAN-CARRIER VIOLATION	-	3	18	19	26	47	47	-
MOTOR VEHICLE DOOR-NEGLIGENTLY OPEN	9	17	22	23	24	18	9	100%
ILLEGAL VEH STATE HWY	48	10	6	25	8	12	(36)	-75%

JOL PERMIT TIME RESTRICTION	18	24	16	14	18	17	(1)	-6%
TUNNEL HAZ MAT	26	27	41	3	5	2	(24)	-92%
MOTORCYCLE HANDLEBAR	21	19	23	22	12	6	(15)	-71%
RV REFUSAL TO SUBMIT/OBEY POLICE OFFICER	32	18	9	14	26	3	(29)	-91%
MASS PIKE-UNAUTHORIZED ENTER/EXIT	8	30	12	20	17	14	6	75%
ALTER VIN	16	27	24	11	16	6	(10)	-63%
LARCENY OF A CONTROLLED SUBSTANCE	20	24	15	18	16	4	(16)	-80%
MASSPIKE-FAIL DISPLAY HEIGHT	5	4	19	29	20	19	14	280%
MASS PIKE-SPEEDING OVER POSTED LIMIT	13	10	15	22	23	13	-	0%
SALE OF COUNTERFEIT SUBSTANCES	18	33	18	8	13	5	(13)	-72%
LEAVE SCENE FATAL ACCIDENT	16	18	11	17	15	17	1	6%
PERSON UNDER 21-PROCURE LIQUOR	16	22	14	13	20	9	(7)	-44%
TRAN UNSAFE MATERIAL	94	-	-	-	-	-	(94)	-100%
SCHL BUS REGULATIONS	24	11	12	14	13	17	(7)	-29%
MV HOMICIDE/LIQ&NEGL	14	26	14	22	10	5	(9)	-64%
ALTERING/TRANSFERRING LICENSE OR ID	14	17	18	20	9	9	(5)	-36%
MASS PIKE FAIL TO CHECK HEIGHT CLEARANCE	-	-	-	5	52	29	29	-
MASS PIKE-\$100 PARKING VIOLATION	8	22	31	19	-	1	(7)	-88%
VEHICLE ID NUMBER	18	9	19	7	12	15	(3)	-17%
YIELD BLIND PERSON	15	14	11	6	13	14	(1)	-7%
OVERWEIGHT VEH FED LAW	8	5	12	18	19	8	-	0%
PRIVATE PROPERTY TRESPASS	17	10	14	10	12	7	(10)	-59%
HORN VIOLATION	11	17	14	5	11	10	(1)	-9%
MASS PIKE-NEGLIGENT LOADING	5	9	8	16	14	15	10	200%
OUI BOATING	9	17	11	14	4	11	2	22%
TRANSPORT REGULATION	60	2	1	-	-	1	(59)	-98%
OPER W/O SAFETY GLAS	8	19	8	6	11	9	1	13%
MASS PIKE-IGNORE HEIGHT WARNING SIGNAL	10	13	15	10	8	4	(6)	-60%
LOGAN-TRAFFIC VIOLATION	3	12	6	9	12	16	13	433%
STATE HIGHWAY-RAMP-BACK ON/OFF	8	19	13	9	4	4	(4)	-50%

MASS PIKE-IDLING	4	20	7	11	9	4	-	0%
MASS PIKE-TANDEM WITHOUT PERMIT	-	1	6	3	19	21	21	-
FAIL RPT INJ DOG/CAT	7	10	9	5	9	9	2	29%
HEADLIGHTS-ALTERNATING FLASHING	6	7	12	6	13	5	(1)	-17%
2ND/SUB CONV CL E SUB W/INTENT TO DIST	17	6	6	5	11	3	(14)	-82%
2ND/SUB CONV CL C SUB	8	6	6	9	13	5	(3)	-38%
MASS PIKE-HAZMAT WITHOUT PERMIT	2	6	12	8	10	7	5	250%
MV HOMICIDE/OUI LIQ	4	11	5	6	13	6	2	50%
NEGLGNT OPER & INJ FROM MOBILE PHONE USE	3	11	6	13	8	4	1	33%
MASS PIKE SPEED	13	1	4	5	8	13	-	0%
DRAG RACING BY JR LICENSE/PERMIT HOLDER	4	14	8	8	2	7	3	75%
SNOW/REC VEHICLES-OUI LIQUOR	8	9	3	11	5	7	(1)	-13%
SOLICIT FROM PERSONS IN MOTOR VEHICLES	1	9	4	23	5	-	(1)	-100%
MV WHERE EXCLUDED	13	11	4	5	3	5	(8)	-62%
TRANSPORTING UNPROTECTED ANIMALS	7	3	9	7	9	5	(2)	-29%
MOTORCYCLE NOISE	5	8	4	3	11	6	1	20%
MASS PIKE-COMMON CARRIER PLATE VIOL	1	2	-	4	27	2	1	100%
CDL OUT OF SERVICE	7	4	10	3	6	6	(1)	-14%
LEASE VEHICLE VIOLATION	10	2	8	4	4	8	(2)	-20%
REPAIR/DEALER PLATE MISUSE	20	9	3	-	4	-	(20)	-100%
RV IMPROPER EQUIPT	6	6	6	6	10	1	(5)	-83%
CONV CL D TRAFF/ MANUF/ DISTRIB/ DISPEN	7	8	8	7	4	1	(6)	-86%
MASS PIKE-NEGLIGENT OP CONSTRUCTION ZONE	5	6	10	7	4	2	(3)	-60%
HITCH MECHANISM VIOLATION	7	4	7	6	8	2	(5)	-71%
MASS PIKE-IMPROP DISPOSE OF MINOR TRASH	5	12	3	3	4	6	1	20%
LOAN LIC/PERMIT	5	2	6	11	5	4	(1)	-20%
HVY VEH NS STATE	5	8	5	3	5	6	1	20%
MV HOMICIDE/RKLS OP	4	5	4	8	7	3	(1)	-25%
DISPLAY SINGLE PLATE	30	-	-	-	1	-	(30)	-100%

TOBIN BRIDGE-SPEED OVER LIMIT	-	-	-	3	20	7	7	-
MASS PIKE-SPECIAL FUEL WITHOUT PERMIT	1	1	1	20	4	2	1	100%
HEAVY VEH MUN	8	7	6	2	2	3	(5)	-63%
TAMPER WITH IGNITION INTERLOCK	2	8	3	2	8	4	2	100%
SCHOOL BUS-USE MOBILE PHONE WHILE DRIVNG	1	7	5	3	4	6	5	500%
MASS PIKE-PILOT CAR VIOLATION	2	4	4	1	11	4	2	100%
MANSLAUGHTER BY MV	5	6	7	4	2	1	(4)	-80%
RMV ID CARD VIOL	-	5	8	-	2	9	9	-
VEHICULAR HOMICIDE	5	3	5	3	1	7	2	40%
MASS PIKE-EXCLUDED AREA CONSTRUCTN ZONE	1	8	8	6	-	1	-	0%
PERSON UNDER 21-ATTEMPT PROCURE LIQUOR	4	3	6	2	5	4	-	0%
FALSE STATEMENTS	4	6	7	3	1	3	(1)	-25%
SCHOOL BUS-OPERATE WITHIN 100 FT OF	4	8	6	2	3	1	(3)	-75%
CARGO TRANSPORT VIOLATION	7	2	8	7	-	-	(7)	-100%
POSS OF HYPO NEEDLE/SYRINGE	5	7	3	6	3	-	(5)	-100%
MV HOMICIDE/LIQ&RKLS	4	5	5	2	5	2	(2)	-50%
MASS PIKE-TIRE VIOLATION	1	4	3	7	4	3	2	200%
NEGLIGENT OPERATION/BOAT	3	5	-	4	6	4	1	33%
SALE OF DRUG PARAPHENALIA	1	10	4	3	3	1	-	0%
MDC WATERSHED RESERV	4	8	3	1	3	3	(1)	-25%
MOTORCYCLE PASSENGER VIOLATION	1	7	6	4	-	3	2	200%
REFUSE GIVE NAME/ADR	6	5	2	2	1	5	(1)	-17%
SNOW/REC VEHICLE-EQUIPMENT VIOLATION	6	1	5	3	5	1	(5)	-83%
OPERATING W/SUSPENDED OR REVOKED LICENSE	20	-	-	-	-	1	(19)	-95%
MASS PIKE-SPEC FUEL VEH VIOL LAW/REGUL	-	1	1	11	6	1	1	-
MASS PIKE-TANDEM MAKEUP/BREAKUP VIOL	-	1	7	11	-	1	1	-
RECREATIONAL VEHICLE DAMAGE PROPERTY	-	1	7	2	6	3	3	-
TOBIN BRIDGE-TRAFFIC VIOLATION	-	-	1	3	8	7	7	-

SNOW/REC VEHICLE-NUMBER PLATE VIOLATION	1	3	6	5	-	4	3	300%
MASS PIKE-FAIL CARRY SPECIAL FUELS PERMT	-	2	2	7	4	3	3	-
LOW-SPEED VEHICLE VIOLATION	4	8	2	3	1	-	(4)	-100%
MANSLAUGHTER WHILE OUI	2	2	3	4	3	3	1	50%
MASS PIKE-IMPROP DISPOSE OF MAJOR TRASH	3	7	1	-	4	2	(1)	-33%
TRNS SPEC NDS CHILDREN	3	3	4	2	3	2	(1)	-33%
MASS PIKE VIOLATION	17	-	-	-	-	-	(17)	-100%
RP/DLR PLATE MISUSE	16	-	1	-	-	-	(16)	-100%
MASS PIKE-EXCLUDED AREA CONSTRUCTION ZON	-	-	-	1	7	8	8	-
MASS PIKE-TANDEM TRAILER UNAPPROVED	-	-	-	15	1	-	-	-
MDC WAY-SPEEDING OVER POSTED LIMIT	-	8	5	1	2	-	-	-
SPEEDING-TOBIN BRIDGE	-	-	1	6	8	1	1	-
MOBILE PHONE USE-PUBLIC TRANSPRT OPER	1	3	3	5	2	2	1	100%
FALSE TITLE	3	-	7	1	2	3	-	0%
LEASE MOTORCYCLE VIO	4	1	3	1	4	3	(1)	-25%
MASS PIKE-FAIL CARRY REDUCBLE LOAD PERMT	2	5	2	7	-	-	(2)	-100%
MASS PIKE-TANDEM IN TUNNEL	-	6	5	2	1	-	-	-
MASS PIKE-LESS THAN MINIMUM SPEED	4	2	1	1	2	4	-	0%
MASS PIKE-BRAKES VIOLATION	-	4	-	-	4	5	5	-
MASS PIKE-TANDEM SIZE VIOLATION	-	-	2	6	4	1	1	-
REC VEHICLE-CARRY FIREARM WHILE OPERATNG	1	1	1	3	3	4	3	300%
FAIL DIM LIGHTS	12	-	-	-	1	-	(12)	-100%
MASS PIKE-NOISE VIOLATION	-	3	1	4	2	2	2	-
LICENSE CLASS VIOL	3	5	1	2	-	1	(2)	-67%
RV FAIL TO RPT ACCID	5	2	1	2	1	1	(4)	-80%
MINOR PURCHASE/ATT LIQUOR	8	1	2	-	1	-	(8)	-100%
MASS PIKE-SMOKING/ODOROUS VEHICLE	-	1	3	2	4	1	1	-
MV HMCIDE/DRUG&NEGL	-	2	4	2	2	1	1	-

GUBERNATORIAL BY LAW	2	2	1	-	-	6	4	200%
LEASE VEH VIOL/INTOXICATED/UNAUTHORIZED	3	1	1	-	2	4	1	33%
FALSE CRIME REPORT	1	1	2	2	4	1	-	0%
SNOW/REC VEH-NOISE VIOLATION	1	2	2	3	2	1	-	0%
MASS PIKE-SPECIAL FUEL VEHICLE IN TUNNEL	1	-	1	9	-	-	(1)	-100%
RV REG NO TRANSFER	2	3	2	2	2	-	(2)	-100%
DPW/ST POL RESTRICT	-	4	-	1	-	5	5	-
MASS PIKE-\$30 PARKING VIOLATION	-	6	3	1	-	-	-	-
MASS PIKE-TANDEM DOLLY/CHAIN/CABLE VIOL	-	-	-	2	5	3	3	-
ALLOW OPERATION W/O IGNITION INTERLOCK	2	2	2	1	1	2	-	0%
MASS PIKE-DUTY STATUS RECORD VIOLATION	-	-	-	-	7	2	2	-
MASS PIKE-PASSENGER OUTSIDE VEHICLE	-	1	-	4	1	3	3	-
MASS PIKE-TANDEM AXLE VIOLATION	-	4	-	2	1	2	2	-
PRACTITIONERS VIOLATIONS	-	-	5	1	2	1	1	-
HEAVY VEH COUNTY	1	4	-	1	1	2	1	100%
TITLE APPLICATION	2	3	-	-	1	3	1	50%
MASS PIKE-WRONG WAY CALLHAN/SUMNER TUNNL	2	2	-	4	1	-	(2)	-100%
UNSAFE OPERATION-BOAT	1	2	1	4	1	-	(1)	-100%
TPK CARGO TRANSPORT FAIL STOP FOR POLICE	-	-	-	1	4	3	3	-
BOAT REFUSE TO OBEY	1	3	3	1	-	-	(1)	-100%
OTHER BYPASS IGNITION INTERLOCK	1	1	1	1	4	-	(1)	-100%
REFUSE TO BE WEIGHED	2	1	-	2	3	-	(2)	-100%
MASS PIKE-FAIL CARRY REDUCBLE LOAD PERM	-	-	-	-	5	2	2	-
MASS PIKE-TANDEM REPORT/OBSERVATION VIOL	-	-	-	7	-	-	-	-
MASS PIKE-TANDEM/SADDLEMOUNT IN TUNNEL	-	5	-	2	-	-	-	-
MASS PIKE-WRONG WAY TUNNEL	-	-	-	2	2	3	3	-
SPEEDING ON BRIDGES	3	1	1	-	1	1	(2)	-67%

FAILED TO SURRENDER REG	5	-	1	1	-	-	(5)	-100%
MASS PIKE-OVERSIZ CONSTR VEH W/O PERMIT	-	1	-	-	4	1	1	-
MASS PIKE-TANDEM EMERGENCY EQUIP VIOL	-	-	2	3	1	-	-	-
RECREATIONAL VEHICLE-HARASS WILDLIFE	-	-	4	2	-	-	-	-
OBSTRUCT RR/MBTA	1	3	-	-	1	1	-	0%
MASS PIKE-WILLIAMS TUNNEL-UNAUTH USE OF	5	1	-	-	-	-	(5)	-100%
CAR DEALER NOT LICENSED	-	3	1	-	1	-	-	-
MASS PIKE-TANDEM LIGHTS VIOLATION	-	-	-	1	1	3	3	-
MV HMCIDE/DRUG&RKLS	-	1	-	1	2	1	1	-
TOBIN BRIDGE-PROHIBITED VEHICLE	-	-	-	-	3	2	2	-
SCHOOL BUS SEATING	2	1	-	-	1	1	(1)	-50%
MASS PIKE VIOL II	4	-	-	-	-	1	(3)	-75%
INTERSTATE CARRIER	4	-	-	-	1	-	(4)	-100%
MASS PIKE-MUFFLER CUTOUT	-	-	-	-	3	1	1	-
MASS PIKE-TANDEM BRAKES VIOLATION	-	-	2	-	-	2	2	-
MASS PIKE-TANDEM OPERATOR UNREGISTERED	-	-	-	1	1	2	2	-
MASS PIKE-TOW WITH NON-RIGID DEVICE	-	2	-	1	1	-	-	-
TOBIN BRIDGE-UNSECURED/UNCOVERD LOAD	-	-	-	1	2	1	1	-
FL RMV/PROD STCK CERT	4	-	-	-	-	-	(4)	-100%
MANUF/DISTRIB/DISPEN TO MINORS CL A;B;C	1	1	1	1	-	-	(1)	-100%
OVERWEIGHT IRRIDUCIBLE	1	1	1	-	1	-	(1)	-100%
USE BOAT WITHOUT AUTHORITY	2	-	1	1	-	-	(2)	-100%
DEALER FAIL KEEP REGISTER	-	-	2	1	-	-	-	-
FALSE CITATION	-	-	1	-	2	-	-	-
IDLE ENGINE OF MV ON SCHOOL PROPERTY	-	2	-	-	1	-	-	-
MA DOT-IMPROPER ENTRY/EXIT	-	-	-	1	2	-	-	-
MA DOT-SIGN/SIGNAL VIOLATION	-	-	1	-	2	-	-	-
MASS PIKE-COASTING VIOLATION	-	-	-	1	2	-	-	-
MASS PIKE-TANDEM SUSPND OPERATION	-	-	-	3	-	-	-	-

VIOL								
MASSPIKE-FAIL CARRY EXPLOSIVES PERMIT	-	-	-	1	2	-	-	-
PRESCRIPTIONS VIOLATIONS	-	-	1	-	1	1	1	-
REC VEH-OPERATE W/REVOKED REGISTRATION	-	-	3	-	-	-	-	-
REPAIR/REMOVE VEHICLE	-	-	1	2	-	-	-	-
STATE HWY-SOUTH BOSTON HAUL ROAD VIOL	-	-	2	-	-	1	1	-
DISPOSAL OF VEHICLE	1	-	-	2	-	-	(1)	-100%
JUN OPERLIC CDL VEHICLE	2	1	-	-	-	-	(2)	-100%
LEAVE SCENE PROPERTY DAMAGE/BOAT ACC	1	-	1	1	-	-	(1)	-100%
MASS PIKE-DISABLED VEH REPAIR/TOW VIOL	1	2	-	-	-	-	(1)	-100%
OUI BOATING SERIOUS INJURY	1	1	-	1	-	-	(1)	-100%
SCHL BUS OVERLOADED	2	-	-	1	-	-	(2)	-100%
CUT/TAKE WOOD-EARTH	-	-	-	1	1	-	-	-
DEALER REGULATIONS VIOLATIONS	-	2	-	-	-	-	-	-
MASS PIKE-CONSTRUCTION EQUIPMENT	-	2	-	-	-	-	-	-
MASS PIKE-EXPLOSIVE WITHOUT PERMIT	-	1	-	1	-	-	-	-
MASS PIKE-NO SPECIAL FUELS CARGO SIGN	-	-	-	1	1	-	-	-
MASS PIKE-SPECIAL FUEL VEH STOP IMPROPER	-	-	-	-	-	2	2	-
MASS PIKE-TANDEM INSPECTION VIOLATION	-	-	-	2	-	-	-	-
MASS PIKE-UNLAWFULLY TRANSPORT LIQUOR	-	-	-	2	-	-	-	-
MASSPIKE-EXPLOSIVES VEH VIOL LAW/REGUL	-	-	-	2	-	-	-	-
MV HOMICIDE/OUI DRUG	-	-	1	-	1	-	-	-
TOBIN BRIDGE-EQUIPMENT VIOLATION	-	-	-	2	-	-	-	-
TOBIN BRIDGE-EVADE TOLL	-	-	-	-	-	2	2	-
TOBIN BRIDGE-FAILURE TO PAY TOLL	-	-	-	-	2	-	-	-
TUNNEL VIOLATION	-	1	-	-	1	-	-	-
UNCERT MV INSPECTOR	-	-	-	-	-	2	2	-
UNDER AGE OPERATE REC UTILITY	-	-	-	-	2	-	-	-

VEHICLE								
WARN DEVICE MISUSED	-	1	1	-	-	-	-	-
INDUCING MINOR TO SELL CONTROLLED SUBST	1	-	-	-	-	1	-	0%
MILITARY PLATE MISUSE	1	-	-	-	-	1	-	0%
BOATING FATAL NEGLIGENT OPERATION	1	-	1	-	-	-	(1)	-100%
BOATING FATAL OUI & NEGLIGENT	1	-	-	1	-	-	(1)	-100%
DPW/FED REGS HAZ MAT	2	-	-	-	-	-	(2)	-100%
LESSEE FRAUD	1	-	1	-	-	-	(1)	-100%
PROTECTIVE HEADGEAR	2	-	-	-	-	-	(2)	-100%
SUM/CAL NEGLIGENT OP	2	-	-	-	-	-	(2)	-100%
SUM/CAL TUNL OTHER	2	-	-	-	-	-	(2)	-100%
SUM/CAL TUNL SPEED	2	-	-	-	-	-	(2)	-100%
DEALER FAIL RETURN VEH/PARTS	-	1	-	-	-	-	-	-
DRIVING SCHOOL VIOL	-	1	-	-	-	-	-	-
FRAUD REGISTER MV	-	-	-	-	1	-	-	-
HVY VEH NS COUNTY	-	-	-	-	1	-	-	-
LEAVE SCENE/BOAT ACCIDENT	-	1	-	-	-	-	-	-
MA DOT-SPEED OVER POSTED LIMIT	-	-	-	-	-	1	1	-
MA DOT-SPEEDING	-	-	-	1	-	-	-	-
MASS PIKE-EXPLOSIVES VEH STOP IMPROPER	-	-	1	-	-	-	-	-
MASS PIKE-TANDEM TOW VEH UNAPPROVED	-	-	-	1	-	-	-	-
MASS PIKE-TANDEM TRACTOR UNAPPROVED	-	-	-	1	-	-	-	-
MOBILE PHONE-PUBLIC TRANSPRT NON-MV OPER	-	-	-	-	-	1	1	-
NATL NETWORK VIOL	-	-	-	1	-	-	-	-
ORCHARD/GARDEN CUT/TAKE/INJURE VIOLATION	-	-	-	1	-	-	-	-
REC VEHICLE-DAMAGE GROWING STOCK	-	-	-	-	1	-	-	-
RR CROSSNG W/SCHL BUS/EXPLOSVS/FLAMMABLES	-	-	-	1	-	-	-	-
SEATBELT	-	-	1	-	-	-	-	-
SNOW/REC VEH-FAIL REPORT ADDRESS CHANGE	-	1	-	-	-	-	-	-

SNOWMOBILE OP REFUSE	-	-	-	-	-	1	1	-
SOLICITING VEHICLES	-	-	-	-	-	1	1	-
SPEEDING OVERWEIGHT	-	-	-	-	-	1	1	-
USING FALSE REGISTRATION NUMBER	-	-	-	1	-	-	-	-
ABANDON REMOVE PARTS	1	-	-	-	-	-	(1)	-100%
CDL OUT OF SERVICE HAZMAT	1	-	-	-	-	-	(1)	-100%
MASS PIKE EX WGHT	1	-	-	-	-	-	(1)	-100%
MASS PIKE EXCESS VIO	1	-	-	-	-	-	(1)	-100%
MASS PIKE TANDEM TRL	1	-	-	-	-	-	(1)	-100%

SOURCE: Massachusetts Department of Transportation, State Police

SHOW 7 COMMENTS

Stay updated, right in your news feed.

Most Popular In Metro →



Storms could bring hail and severe winds

Damaging winds, quarter-size hail, and even a tornado are possibilities in Massachusetts today.

[MORE...](#)



Trump proposal relies on claims by religious researchers

A proposal by President Trump's administration would undo the Affordable Care Act's five-year-old mandate for birth control coverage. [MORE...](#)



Dick Albert, former Channel 5 weatherman, dies

"It's a huge loss," said Harvey Leonard. "It's truly like losing a brother, that's what I considered him to be." [MORE...](#)

The majority of Harvard's incoming class is nonwhite



Harvard's push to broaden diversity comes as the Trump administration turns its focus on affirmative action policies. [MORE...](#)



VA Secretary ousts third official at troubled N.H. hospital

VA Secretary David Shulkin said he was responding to allegations of dangerously substandard care made by medical staff in a Boston Globe report last month. [MORE...](#)




Teamster in Top Chef trial could get jail time for posting on Facebook during trial

Daniel Redmond, one of four Teamsters on trial, posted an article on the Facebook page, "Support the Teamster 4," violating a court order to not speak publicly about the case. [MORE...](#)



In a Malden classroom, a lesson on immigration

Many economists say drastically cutting immigration hurts the economy for everyone. [MORE...](#)



In Michelle Carter's hometown, opinions vary on justice of her sentence

Residents who spoke to the Globe were split on whether Carter, now 20, received an appropriate sentence for urging Conrad Roy III to kill himself. [MORE...](#)

Police disperse hundreds of youths in the North End

State Police spokesman David Procopio said Boston police requested Massachusetts State Police assistance with dispersing between 500 and 1,000 youths. [MORE...](#)



Thousands of cyclists take off in first day of the 38th Pan-Mass Challenge

More than 5,300 cyclists took off Saturday morning in the 2017 Pan-Mass Challenge, raising money for patient care and cancer research. [MORE...](#)

State agrees with Trump administration to delay long-awaited water pollution rules



A landmark plan to curb pollution in lakes, rivers, and streams throughout Massachusetts has been delayed for at least another year. [MORE...](#)




Fire damages venerable Union Oyster House

The historic restaurant was evacuated Thursday, forcing dozens of patrons and workers out into the street on a busy summer night. [MORE...](#)



He thought he was dying, but highway chief paved his own road to salvation

Tom Tinlin needed a lot of things to go his way when a blood vessel in his brain burst in April. Fittingly, one of them was traffic. [MORE...](#)



Lawbreakers or just really lucky? Mass. has more repeat lottery winners than any other state

Some people redeem so many winning tickets that they raise questions about the integrity and oversight of the \$5 billion state lottery. [MORE...](#)



Michelle Carter receives 15 months in jail; will remain free pending appeal

A judge sentenced Michelle Carter to two and a half years, with 15 months to serve and 15 months probation, for goading her boyfriend to kill himself in a high-profile texting suicide case. However, he allowed Carter to remain free while awaiting appeal. [MORE...](#)



Read the texts Michelle Carter exchanged with Conrad Roy before his suicide

Prosecutors say the texts show Michelle Carter brainstorming with Conrad Henri Roy over the best way for him to kill himself. [MORE...](#)



A cross-country bicycle trip of a lifetime — delayed 40 years

John Sweeney averaged 65 miles a day, mostly along Route 20, a 3,365-mile ribbon of asphalt that is the longest road in the United States. [MORE...](#)

Three men overdosed before crash, Chelsea police say

Three Chelsea police officers were taken the hospital for treatment of possible fentanyl exposure. [MORE...](#)



Jamie McCourt to be nominated as ambassador to France

McCourt previously served as president and chief executive of the Los Angeles Dodgers and is the ex-wife of former Boston developer Frank McCourt. [MORE...](#)

Top 10 Trending Articles

Most Viewed

Most Commented

Most Shared

Nick Cafardo: Which players may be available in trade after ...

Storms could bring hail and severe winds Saturday

Dick Albert, former Channel 5 weatherman, dies

What's it like be an NFL quarterback at 40? We asked Warr...

Trump forsakes scenic traditions to vacation in the land of s...

Trump administration advances religious researchers' birth ...
My Account

Trump increasingly isolated as disillusionment grows withi...
Manage my Account

There's one month left of summer. Here's what you can't mi...
Mobile Customer Service

Sign Up For Newsletters
Jaylen Brown's trip for the NBA Africa Game continues his ...

Contact
Harvard's incoming class is majority nonwhite

Help

FAQs

Globe newsroom

Advertise

Social

[Facebook](#)

[Twitter](#)

[Google+](#)

[More](#)

[ePaper](#)

[News in Education](#)

[Archives](#)

[Privacy policy](#)

[Terms of service](#)

[Terms of purchase](#)

[Work at Boston Globe Media](#)

© 2017 Boston Globe Media Partners, LLC