



# This model of car is left abandoned most often in Boston

E-MAIL FACEBOOK TWITTER  LINKEDIN

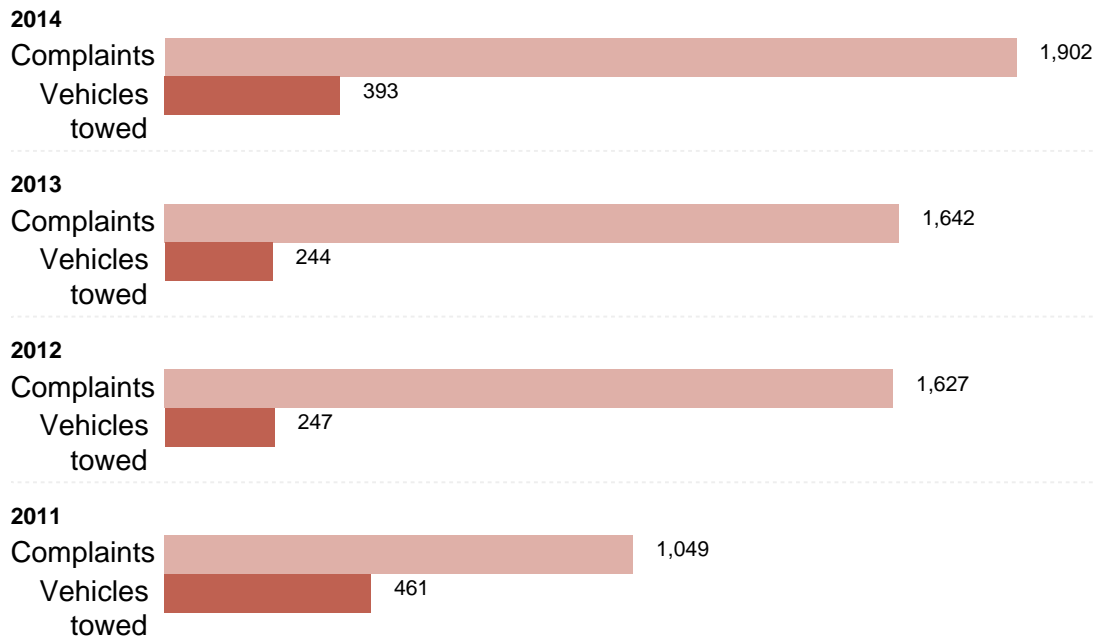
  5

By [Matt Rocheleau](#)

GLOBE STAFF MAY 02, 2017

## Abandoned vehicle complaints vs. vehicles towed

Data for 2011 through 2014 because those are the most recent years for which a full year's worth of data is available for both complaints and vehicles towed.



## What happens to abandoned vehicles that get towed

Data cover vehicles labeled abandoned between fall 2009 and mid-2015. Hover over or click on the charts to learn more.

< SPAN="" ><>

## How long abandoned vehicles are held after towed

A look at how many days pass on average from when abandoned vehicles are towed away by the city until they are disposed of either by being crushed, auctioned, or released by to the owner or a lein company. Data are from the fall of 2009 through mid-2015.

Disposal type	Average days held
Crushed	30
Auctioned	121

Released 20

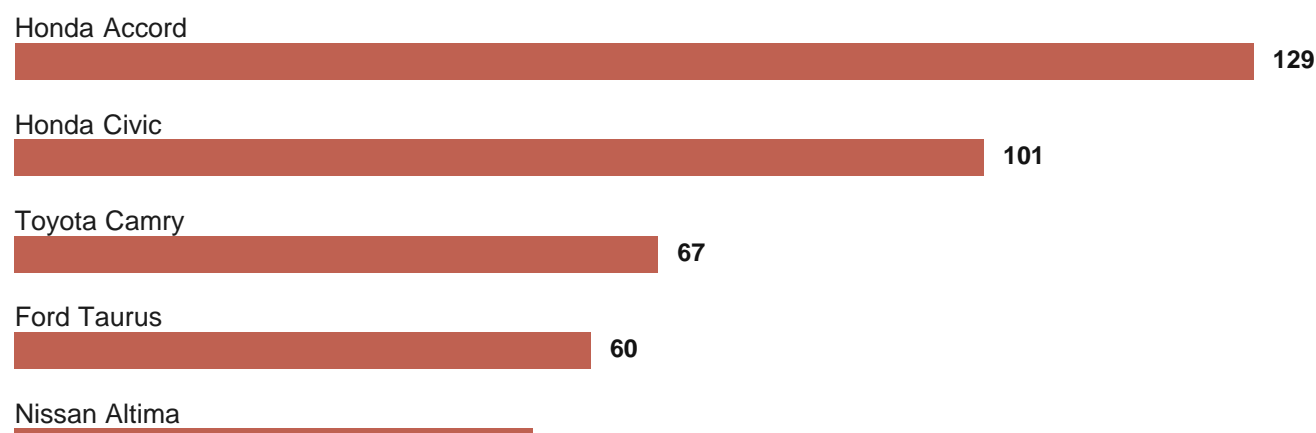
## Abandoned vehicle complaints by neighborhood

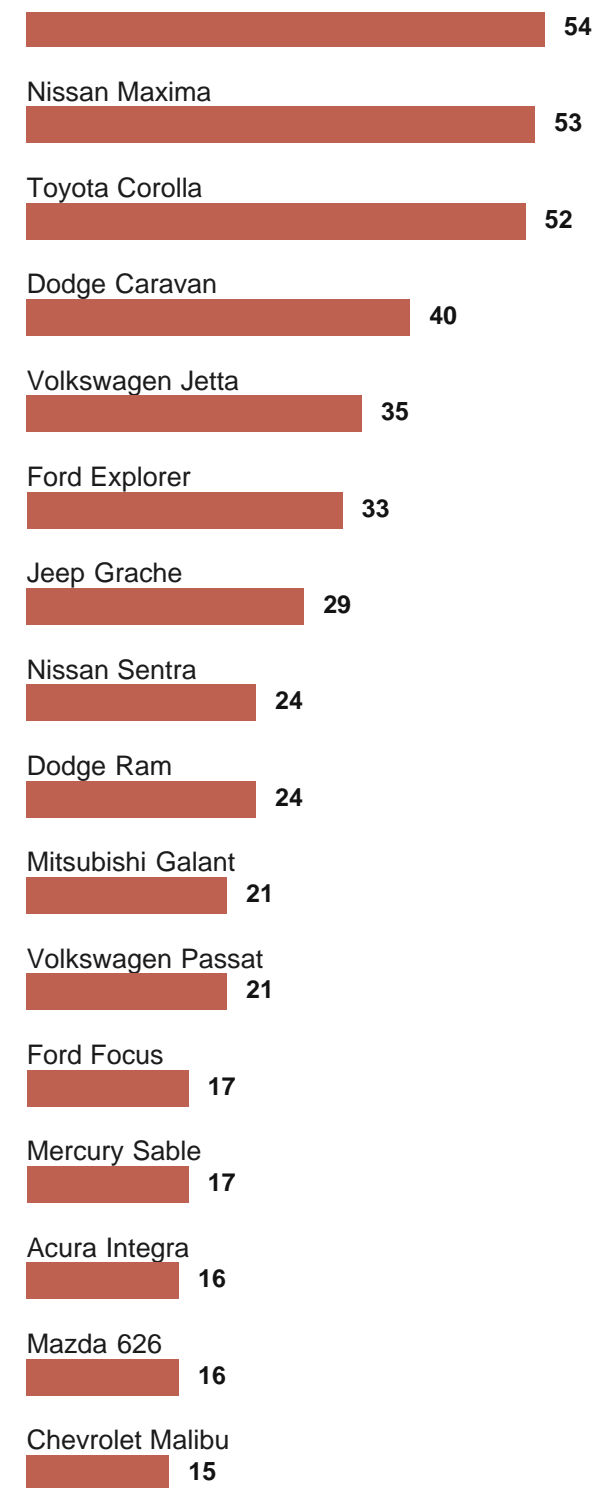
Data are from 2011 through early 2017.

Neighborhood	Complaints
Dorchester	3,273
Roxbury	1,791
Allston-Brighton	1,618
Mattapan	1,292
Hyde Park	1,083
Jamaica Plain	956
East Boston	675
South Boston	694
Roslindale	588
West Roxbury	278
Charlestown	193
South End	177
Downtown	145
Mission Hill	122
Back Bay	96
Beacon Hill	56
Fenway	38
N/A	78
TOTAL	13,153

## Vehicle models abandoned most often

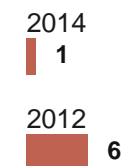
Data are for vehicles labeled abandoned between fall 2009 and mid-2015.

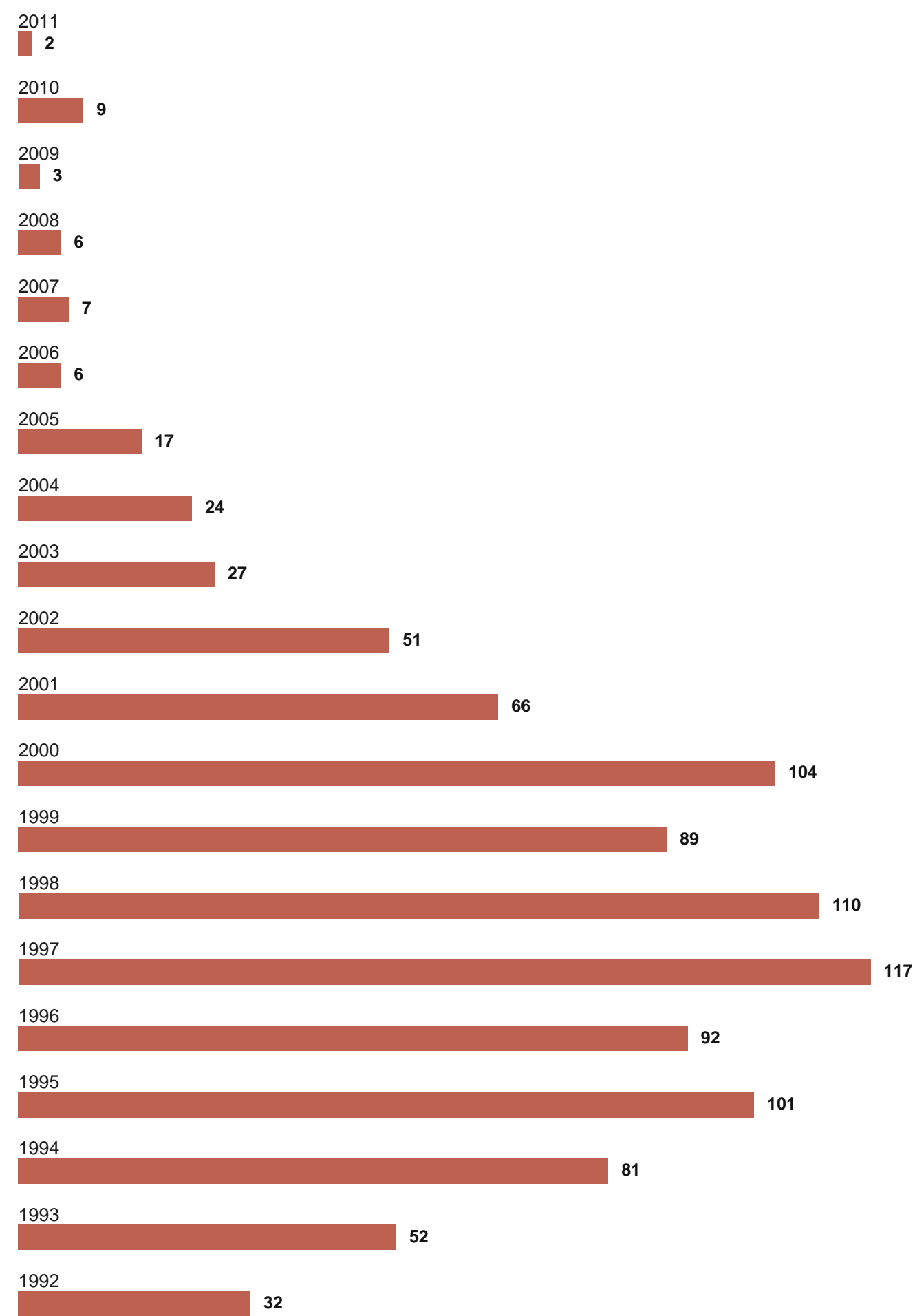


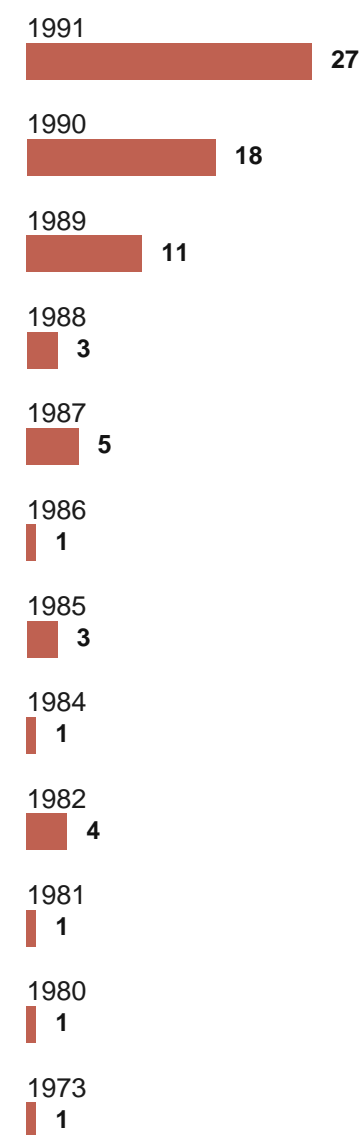


### When abandoned vehicles were made

Data are for vehicles labeled abandoned between fall 2009 and mid-2015 for which information on the year of the vehicle's was available. For many abandoned vehicles, the year it was made was not listed in city records.

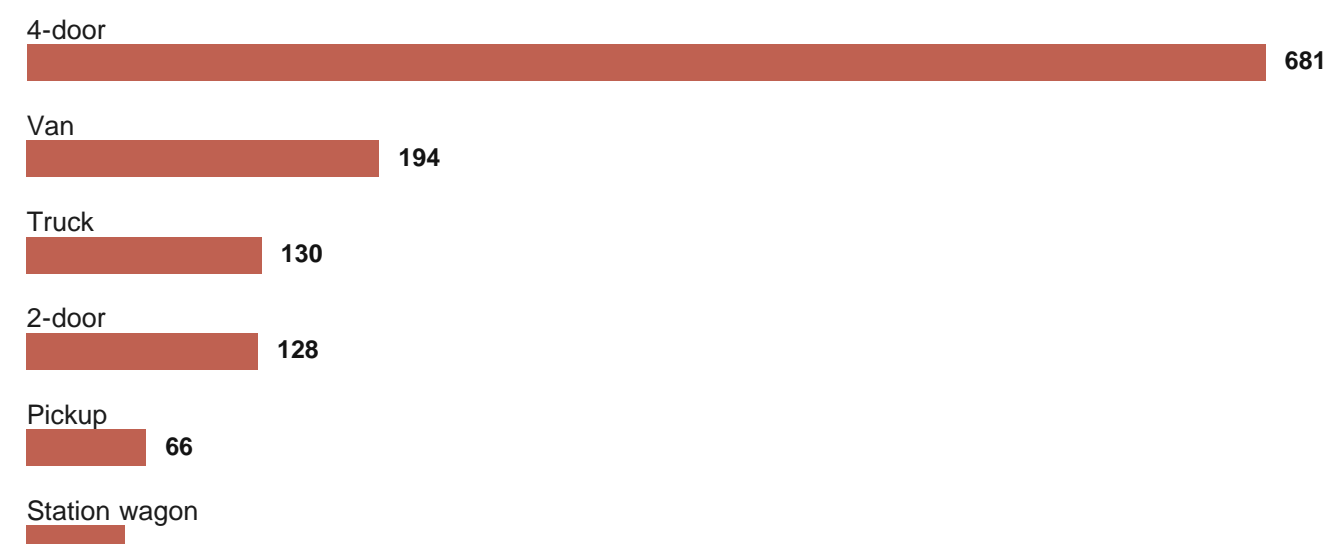







## Types of abandoned vehicles

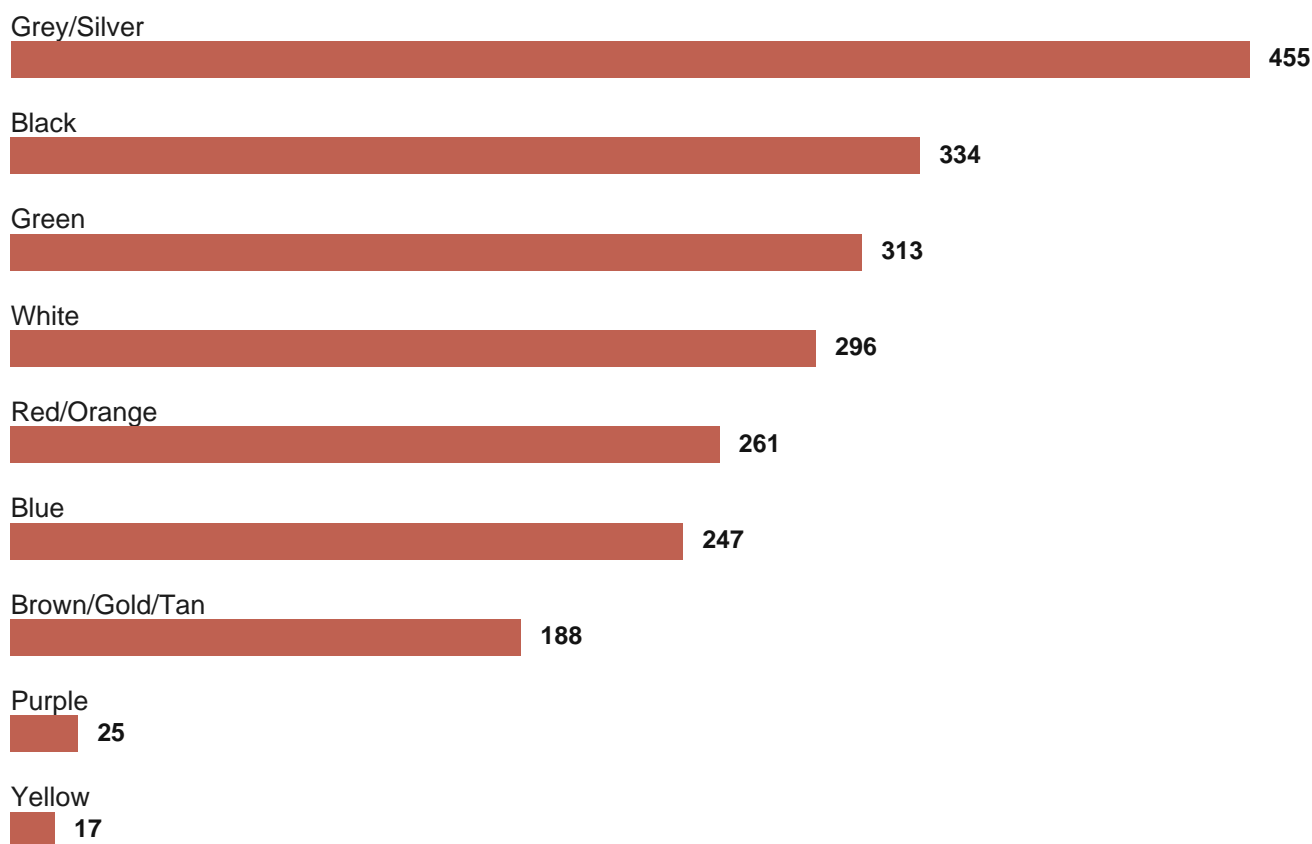
Data are for vehicles labeled abandoned between fall 2009 and mid-2015 for which information on the type of the vehicle's was available. For some abandoned vehicles, the type was not listed in city records.





## Abandoned vehicles, by color

Data are for vehicles labeled abandoned between fall 2009 and mid-2015.



## States where abandoned cars come from

Data are for vehicles labeled abandoned between fall 2009 and mid-2015 and based on the state of the license plate attached to the vehicle.





Matt Rocheleau can be reached at [matthew.rocheleau@globe.com](mailto:matthew.rocheleau@globe.com). Follow him on Twitter [@mrochele](https://twitter.com/mrochele)

SHOW 5 COMMENTS

Stay updated, right in your news feed.

### Top 10 Trending Articles

- Most Viewed
- Most Commented
- Most Shared

Nick Cafardo: Which players may be available in trade after...

Trump forsakes scenic traditions to vacation in the land of ...

Trump administration advances religious researchers' birth...

Dick Albert, former Channel 5 weatherman, dies



---

Storms could bring hail and severe winds Saturday

---

What's it like be an NFL quarterback at 40? We asked Warr...  
**My Account**

---

There's one month left of summer. Here's what you can't m...  
**Manage my Account**

---

Twitter increasingly is sold as disillusionment grows with...  
**Mobile Customer Service**

---

**Sign Up For Newsletters**  
Dwight Dendle never considered retiring or playing for a ...

---

**Contact**  
Reagle's rousing '42nd Street' triumphs over turmoil

---

Help

---

FAQs

---

Globe newsroom

---

Advertise

---

**Social**

---

Facebook

---

Twitter

---

Google+

---

**More**

---

ePaper

---

News in Education

---

Archives

---

Privacy policy

---

Terms of service

---

Terms of purchase

---

Work at Boston Globe Media

---

