



BCBS Island Run powered by Boston.com

Graphics: A look at Mass. state payroll, by department



By [Matt Rocheleau](#)

GLOBE STAFF JANUARY 31, 2017

Four graphics below show department-by-department breakdowns of the state payroll.

- To see payroll changes by department from 2015 to 2016, [click here](#).
- To see average pay per worker by department in 2016, [click here](#).
- To see overtime pay by department in 2016, [click here](#).
- To see the number of six-figure earners in each department in 2016, [click here](#).



Save Time and Money on HR Tasks!

Oasis offers cost-efficient workforce solutions in the areas of HR, Payroll, Benefits and Risk Management – allowing you to focus on your core business.

[Click here for more information!](#)

Payroll changes by department, 2015 to 2016

Figures are rounded to the nearest whole dollar. This table is sorted to show the departments with the largest payrolls first.

Department	2016 payroll	\$ Change from 2015	% Change from 2015
University of Massachusetts System	\$1,352,059,719	\$40,654,310	3.1%
Trial Court	\$485,808,826	\$(7,213,740)	-1.5%
Department of Correction	\$407,696,193	\$(5,178,270)	-1.3%
Department of State Police	\$329,491,658	\$2,695,963	0.8%

Department of Developmental Services	\$324,769,165	\$(2,053,051)	-0.6%
Massachusetts Department of Transportation	\$310,675,508	\$(17,083,533)	-5.2%
Department of Children and Families	\$259,801,568	\$14,493,459	5.9%
Department of Mental Health	\$219,951,700	\$501,521	0.2%
Department of Public Health	\$215,750,427	\$(6,728,052)	-3.0%
Department of Revenue	\$120,433,149	\$(13,465,054)	-10.1%
Executive Office of Health and Human Services	\$118,478,972	\$(6,951,335)	-5.5%
Bridgewater State University	\$94,872,903	\$(480,180)	-0.5%
Department of Transitional Assistance	\$93,797,751	\$(6,167,906)	-6.2%
Salem State University	\$87,445,384	\$(138,093)	-0.2%
Executive Office of Labor and Workforce Development	\$87,404,320	\$(10,375,555)	-10.6%
Department Conservation and Recreation	\$82,730,060	\$(2,000,446)	-2.4%
Sheriff Department Suffolk	\$81,107,961	\$(492,037)	-0.6%
Sheriff Department Hampden	\$66,758,021	\$(1,129,948)	-1.7%
Mass Rehabilitation Commission	\$65,157,790	\$807,773	1.3%
Department of Environmental Protection	\$61,200,096	\$(4,684,901)	-7.1%
Westfield State University	\$55,695,598	\$1,921,131	3.6%
Sheriff Department Middlesex	\$53,198,774	\$(568,682)	-1.1%
Bunker Hill Community College	\$51,997,225	\$1,547,255	3.1%
Sheriff Department Essex	\$50,622,775	\$1,758,526	3.6%
Department of Youth Services	\$50,558,443	\$(693,484)	-1.4%
Worcester State University	\$47,785,401	\$82,081	0.2%
Middlesex Community College	\$45,870,063	\$(2,844,703)	-5.8%
Committee For Public Counsel Services	\$45,747,842	\$1,522,790	3.4%
Framingham State University	\$45,670,507	\$288,472	0.6%
Fitchburg State University	\$43,939,042	\$(205,216)	-0.5%
Quinsigamond Community College	\$43,285,117	\$(441,793)	-1.0%
Bristol Community College	\$42,507,680	\$(650,797)	-1.5%
Department of Elementary & Secondary Education	\$41,898,111	\$(2,838,121)	-6.3%
Massasoit Community College	\$38,346,383	\$(231,683)	-0.6%
Sheriff Department Worcester	\$36,257,322	\$2,979,473	9.0%
Sheriff Department Plymouth	\$35,797,933	\$1,139,722	3.3%
North Shore Community College	\$35,021,869	\$(1,364,927)	-3.8%
Holyoke Community College	\$34,930,487	\$(467,573)	-1.3%
Attorney General Office	\$34,781,084	\$981,237	2.9%
Springfield Tech Comm College	\$34,737,525	\$(1,608,152)	-4.4%
Sheriff Department Bristol	\$34,314,586	\$(7,712)	0.0%
Northern Essex Community College	\$34,154,393	\$271,482	0.8%
House of Representatives	\$33,264,367	\$(593,525)	-1.8%
Massachusetts College of Art and Design	\$33,072,882	\$266,674	0.8%

Capital Asset Management and Maintenance Division	\$32,786,510	\$(594,053)	-1.8%
Lottery and Gaming Commission	\$31,997,539	\$(657,066)	-2.0%
Massachusetts Office of Information Technology	\$28,920,642	\$(1,077,541)	-3.6%
Mt Wachusett Community College	\$28,203,395	\$(1,042,157)	-3.6%
Secretary of State	\$27,370,652	\$(537,124)	-1.9%
Executive Office For Administration and Finance	\$25,740,015	\$(2,191,430)	-7.8%
Executive Office of Environmental Affairs	\$25,575,419	\$443,501	1.8%
Sheriff Department Barnstable	\$25,388,809	\$5,292	0.0%
Sheriff Department Norfolk	\$24,523,555	\$156,400	0.6%
Mass Bay Community College	\$23,936,136	\$(416,153)	-1.7%
Massachusetts Maritime Academy	\$23,317,030	\$(481,591)	-2.0%
Massachusetts College of Liberal Arts	\$22,854,737	\$(163,907)	-0.7%
Department of Fish and Game	\$21,856,184	\$195,867	0.9%
Dept of Housing and Community Development	\$21,731,391	\$(967,915)	-4.3%
Cape Cod Community College	\$19,722,311	\$(352,341)	-1.8%
Soldiers' Home In Massachusetts	\$18,711,593	\$(1,322,331)	-6.6%
Military Division	\$18,418,924	\$(1,171,128)	-6.0%
Soldiers' Home In Holyoke	\$17,809,522	\$(269,940)	-1.5%
Senate	\$16,898,860	\$(539,550)	-3.1%
Office of the State Treasurer	\$15,888,026	\$(484)	0.0%
Executive Office of Public Safety & Homeland Security	\$15,853,381	\$97,964	0.6%
Suffolk District Attorney	\$15,784,481	\$434,621	2.8%
Roxbury Community College	\$15,397,453	\$(928,193)	-5.7%
Greenfield Community College	\$15,375,304	\$(48,245)	-0.3%
Sheriff Department Berkshire	\$15,234,158	\$(191,420)	-1.2%
Berkshire Community College	\$14,778,902	\$268,765	1.9%
State Auditors Office	\$14,659,161	\$(154,742)	-1.0%
Department of Early Education & Care	\$14,431,159	\$(834,945)	-5.5%
Parole Board	\$13,941,630	\$(1,984,249)	-12.5%
Center For Health Information & Analysis	\$13,503,488	\$(196,278)	-1.4%
Middlesex (Northern) District Attorney	\$13,412,428	\$203,915	1.5%
Sheriff Department Franklin	\$13,130,166	\$696,280	5.6%
Department of Public Safety	\$12,992,922	\$626,868	5.1%
Sheriff Department Hampshire	\$12,591,755	\$(50,827)	-0.4%
Division of Banks	\$12,514,640	\$(221,983)	-1.7%
Department of Public Utilities	\$12,439,797	\$(236,133)	-1.9%
Appeals Court	\$11,455,763	\$(329,248)	-2.8%
Human Resources Division	\$10,838,194	\$(705,758)	-6.1%
Department of Fire Services	\$10,574,978	\$679,578	6.9%
Mass Commission For the Blind	\$10,461,181	\$(297,560)	-2.8%

Division of Insurance	\$10,429,337	\$68,262	0.7%
Office of the Comptroller	\$10,262,624	\$(865,730)	-7.8%
Worcester (Middle) District Attorney	\$10,024,781	\$653,015	7.0%
Eastern District Attorney	\$9,020,439	\$390,138	4.5%
Supreme Judicial Court	\$8,654,058	\$42,758	0.5%
Norfolk District Attorney	\$8,321,642	\$210,878	2.6%
Hampden District Attorney	\$8,304,754	\$599,998	7.8%
Bristol District Attorney	\$8,104,393	\$157,335	2.0%
Executive Office of Education	\$8,061,315	\$(435,933)	-5.1%
Plymouth District Attorney	\$7,817,722	\$339,516	4.5%
Division of Professional Licensure	\$7,715,845	\$(479,981)	-5.9%
Chief Medical Examiner	\$7,638,578	\$567,259	8.0%
Division of Operational Services	\$7,472,108	\$(590,003)	-7.3%
Massachusetts Gaming Commission	\$6,601,094	\$433,195	7.0%
Emergency Management Agency	\$6,398,972	\$(178,870)	-2.7%
State Reclamation Board	\$6,312,179	\$(125,349)	-1.9%
Teachers Retirement Board	\$6,159,547	\$(234,435)	-3.7%
Department of Agricultural Resources	\$5,567,117	\$(259,631)	-4.5%
Governors Office	\$5,274,049	\$(76,056)	-1.4%
Executive Office of Economic Development	\$5,035,879	\$237,223	4.9%
Health Policy Commission	\$5,001,678	\$682,664	15.8%
Department of Energy Resources	\$4,944,554	\$36,602	0.7%
Department of Higher Education	\$4,917,215	\$(768,180)	-13.5%
Commission Against Discrimination	\$4,897,420	\$265,667	5.7%
Northwestern District Attorney	\$4,791,290	\$89,602	1.9%
Department of Elder Affairs	\$4,484,224	\$43,135	1.0%
Public Employee Retirement Administration	\$4,142,698	\$18,266	0.4%
Department of Veterans Services	\$4,077,611	\$(57,238)	-1.4%
Sex Offender Registry	\$3,867,319	\$266,079	7.4%
Group Insurance Commission	\$3,765,554	\$(91,586)	-2.4%
Municipal Police Training Committee	\$3,696,998	\$(335,441)	-8.3%
Office of Inspector General	\$3,633,514	\$(22,527)	-0.6%
Commission For the Deaf and Hard of Hearing	\$3,455,849	\$(81,308)	-2.3%
Cape & Islands District Attorney	\$3,453,817	\$60,786	1.8%
Berkshire District Attorney	\$3,344,531	\$128,042	4.0%
Administrative Law Appeals Division	\$2,849,499	\$(128,172)	-4.3%
Sheriff Department Dukes	\$2,793,856	\$(73,153)	-2.6%
Criminal Justice Information Services Department	\$2,637,603	\$38,134	1.5%
Disabled Persons Protection Commission	\$2,479,516	\$29,673	1.2%
Joint Legislative Expenditures	\$2,281,947	\$(131,282)	-5.4%

Mass Cultural Council	\$2,265,137	\$207,162	10.1%
Office of Consumer Affairs and Business Regulation	\$1,866,634	\$(65,642)	-3.4%
Appellate Tax Board	\$1,812,261	\$(50,812)	-2.7%
Board of Library Commissioners	\$1,715,454	\$(42,792)	-2.4%
State Ethics Commission	\$1,536,073	\$(326,784)	-17.5%
Department of Telecommunication and Cable	\$1,525,387	\$(7,070)	-0.5%
Campaign & Political Finance	\$1,424,401	\$35,883	2.6%
Massachusetts Marketing Partnership	\$1,325,281	\$(199,195)	-13.1%
Office For Refugees and Immigrants	\$1,317,740	\$(15,026)	-1.1%
Division of Standards	\$1,177,810	\$(143,527)	-10.9%
Mental Health Legal Advisors	\$1,100,010	\$150,092	15.8%
Department of Business and Technology	\$1,016,021	\$(416,756)	-29.1%
Developmental Disabilities Council	\$1,011,103	\$(32,035)	-3.1%
District Attorney Association	\$1,004,128	\$(54,208)	-5.1%
Victim and Witness Assistance Board	\$995,972	\$161,533	19.4%
Bureau of State Buildings	\$923,026	\$20,111	2.2%
Board of Bar Examiners	\$864,234	\$76,909	9.8%
Massachusetts Office On Disability	\$804,883	\$43,894	5.8%
George Fingold Library	\$750,286	\$1,148	0.2%
Commission On Judicial Conduct	\$507,886	\$15,671	3.2%
Office of the Child Advocate	\$427,902	\$269,514	170.2%
Civil Service Commission	\$401,312	\$(18,104)	-4.3%
Sheriff Department Nantucket	\$298,556	\$35,488	13.5%
Governors Council	\$287,585	\$51,686	21.9%
Sheriffs Department Association	\$231,109	\$(26,524)	-10.3%
Commission On Status of Women	\$74,935	\$8,023	12.0%
TOTAL	\$6,865,227,028	\$(38,799,847)	-0.6%

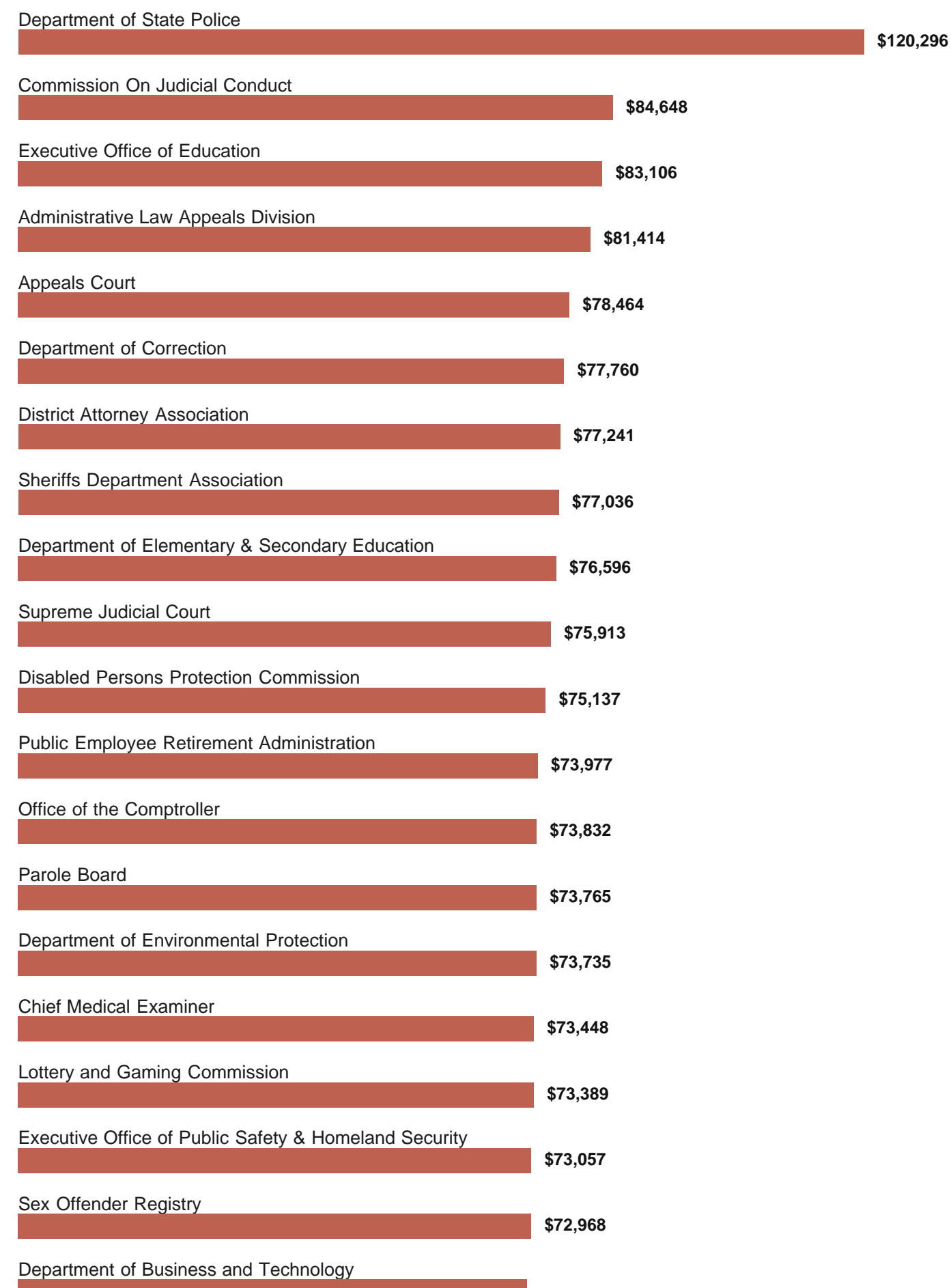
[\(Back to top\)](#)

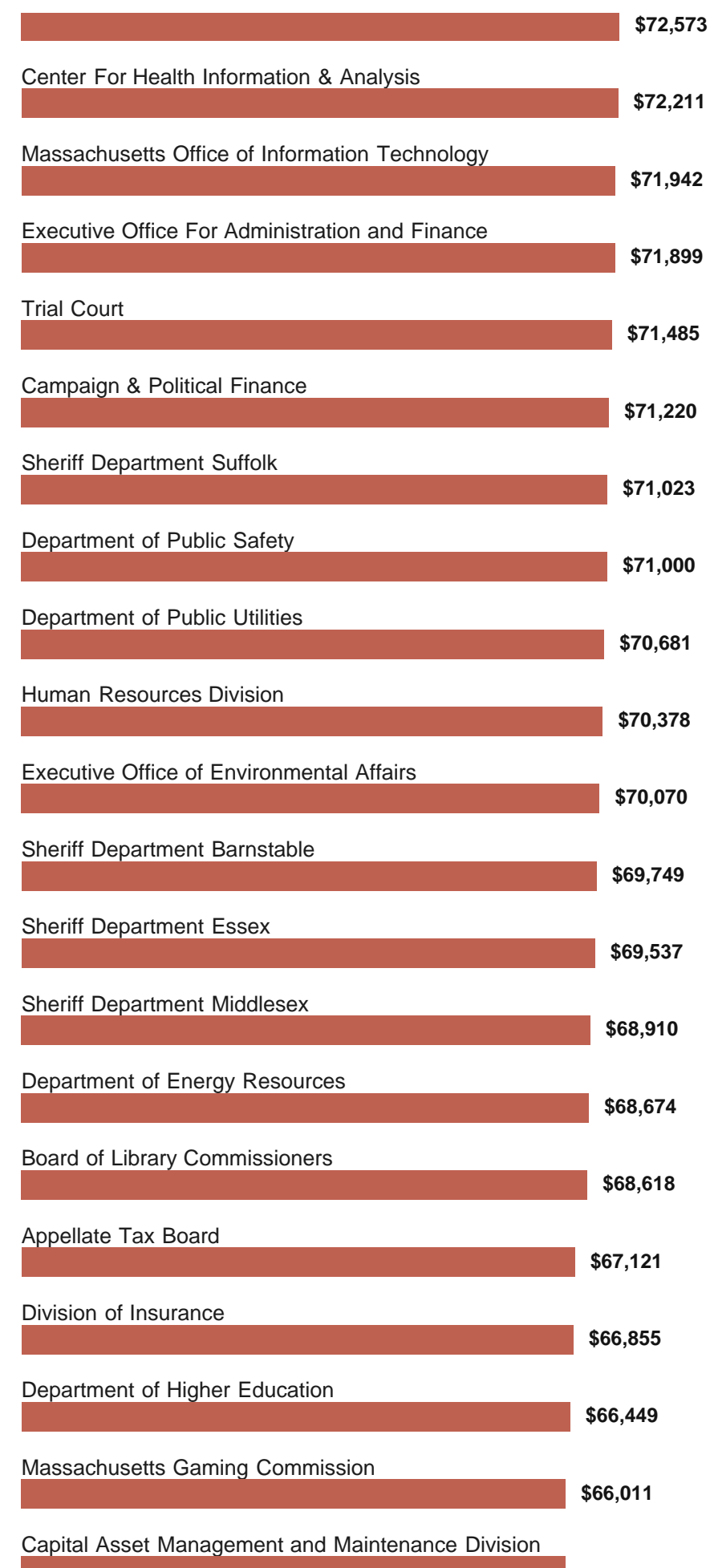
Average pay per worker, by department

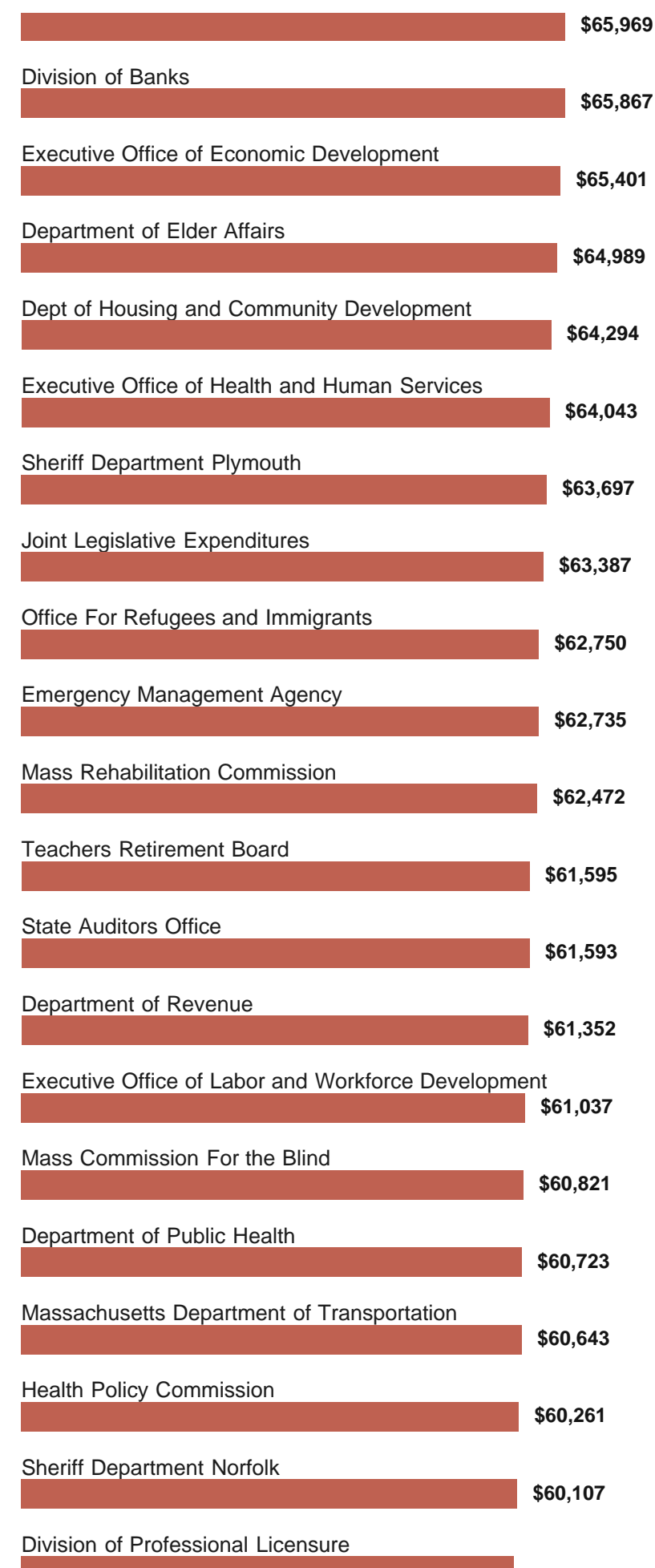
Figures are for 2016, rounded to the nearest whole dollar, and include base wages and pay from overtime, buyouts, and other forms of compensation.

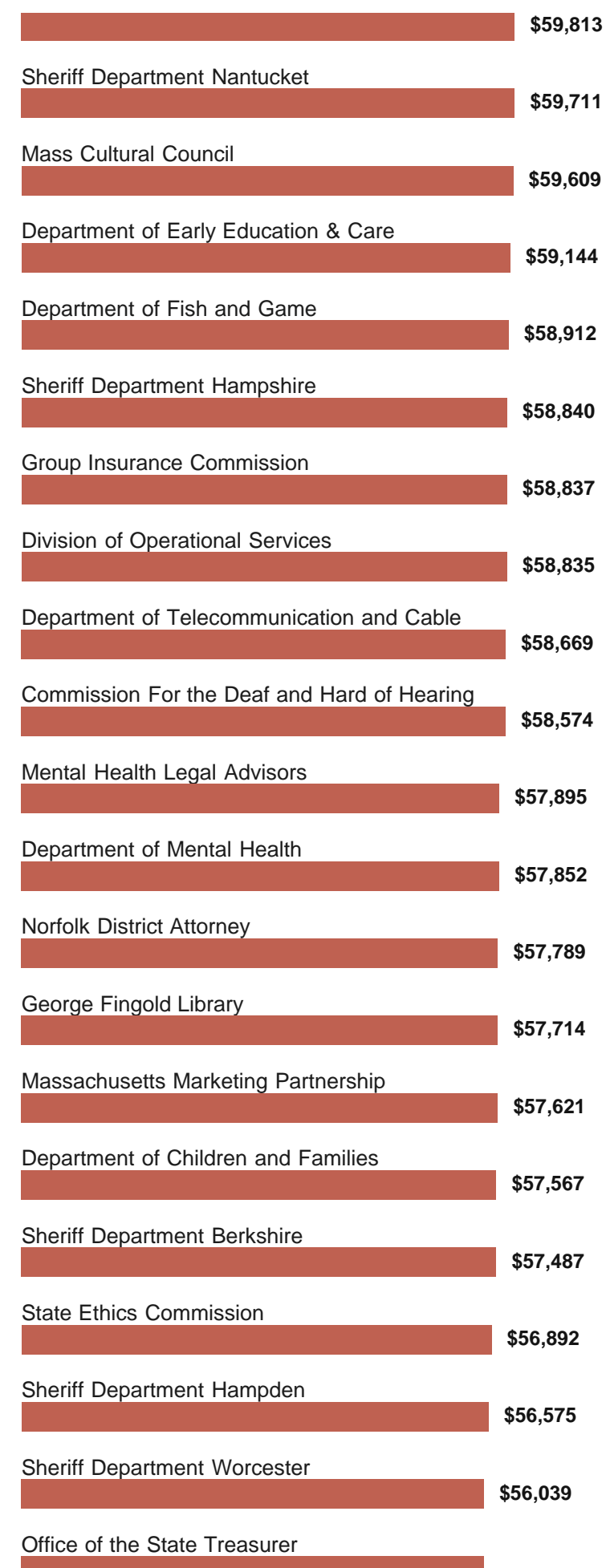
Why is the State Police pay average so much higher? Overtime and detail pay are major factors. State Police officials say troopers are often needed to work overtime to respond to public safety emergencies, like violent crime investigations and missing person searches. Officials also note that detail work is often paid for by private companies that procure police services for security at events. Staff who work a private detail are paid for their work by the department which gets reimbursed by the

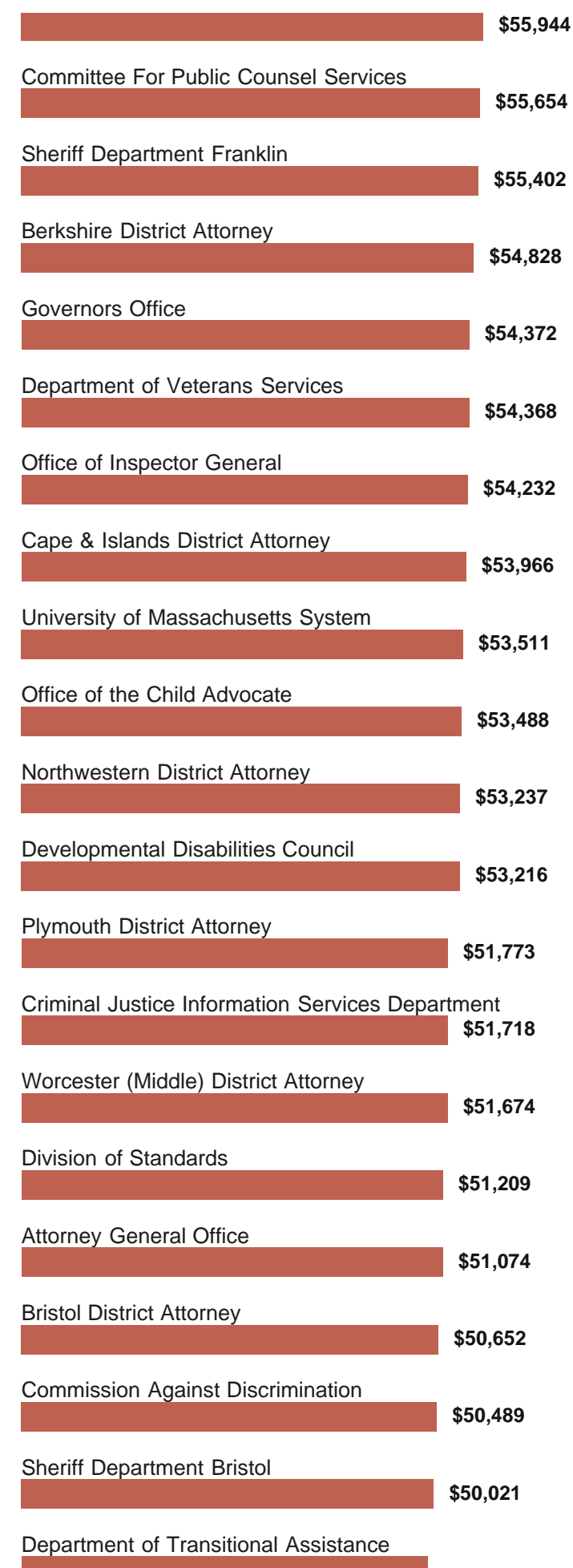
company.

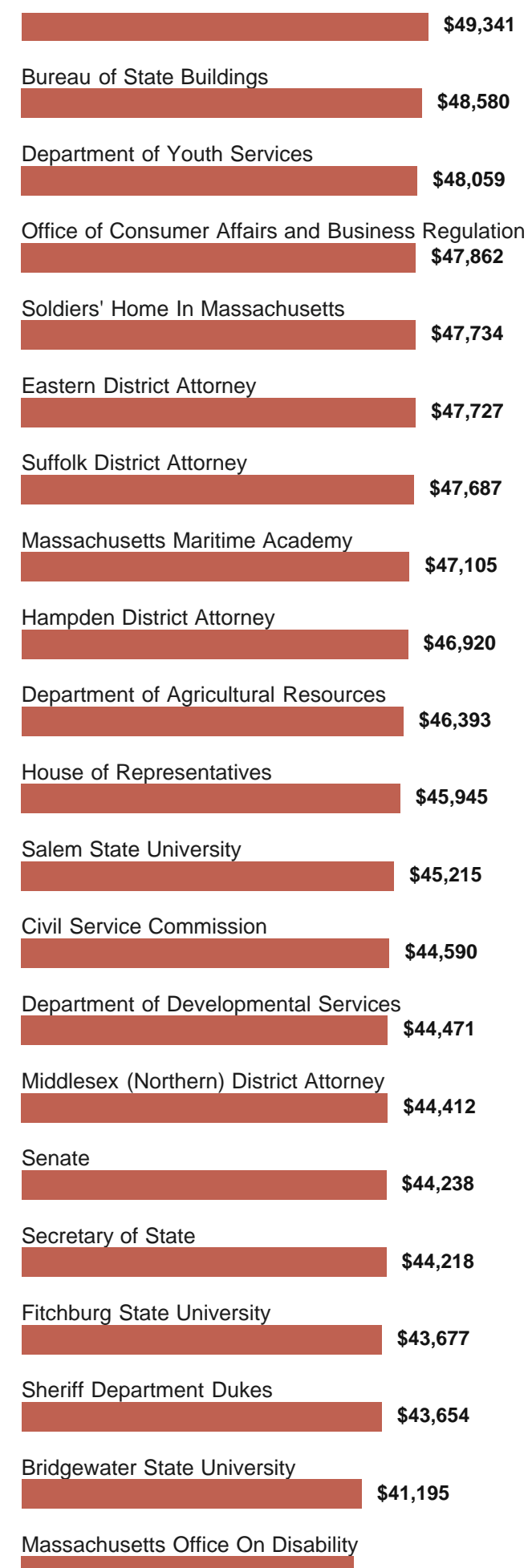












 **\$40,244**

Worcester State University

 **\$39,954**

Victim and Witness Assistance Board

 **\$39,839**

Soldiers' Home In Holyoke

 **\$38,383**

Framingham State University

 **\$38,090**

Commission On Status of Women

 **\$37,467**

Governors Council

 **\$35,948**

State Reclamation Board

 **\$35,662**

Massachusetts College of Liberal Arts

 **\$34,576**

Massachusetts College of Art and Design

 **\$34,202**

Westfield State University

 **\$34,085**

Massasoit Community College

 **\$33,875**

Quinsigamond Community College

 **\$33,633**

Mass Bay Community College

 **\$33,618**

Northern Essex Community College

 **\$32,809**

Berkshire Community College

 **\$32,625**

Bunker Hill Community College

 **\$32,357**

Springfield Tech Comm College

 **\$31,899**

Cape Cod Community College

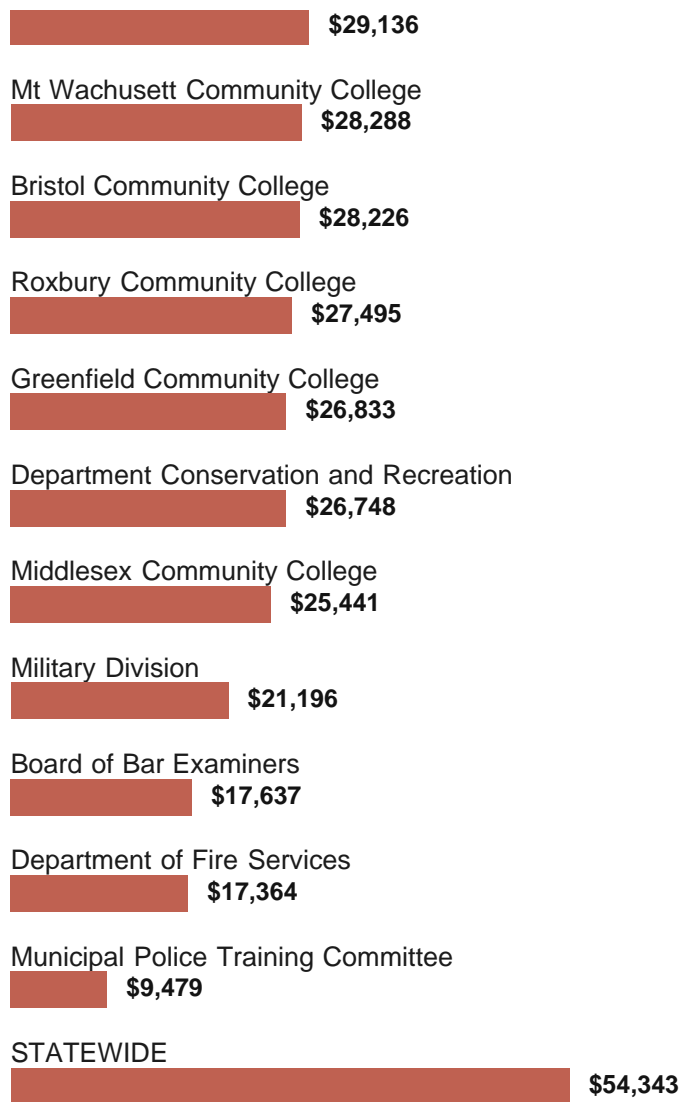
 **\$31,157**

Holyoke Community College

 **\$29,983**

North Shore Community College





[\(Back to top\)](#)

Overtime pay, by department

Figures are for 2016 and rounded to the nearest whole dollar. This table is sorted to show the departments with the highest overtime spending amounts first.

Department	Overtime pay	Total payroll	OT as % of total payroll
Department of State Police	\$46,231,950	\$329,491,658	14%
Massachusetts Department of Transportation	\$35,594,716	\$310,675,508	11%
Department of Correction	\$26,175,479	\$407,696,193	6%
Department of Developmental Services	\$21,522,260	\$324,769,165	7%
Department of Mental Health	\$17,398,388	\$219,951,700	8%
University of Massachusetts System	\$13,159,325	\$1,352,059,719	1%

Department of Public Health	\$10,408,775	\$215,750,427	5%
Department of Children and Families	\$10,362,658	\$259,801,568	4%
Sheriff Department Suffolk	\$10,040,918	\$81,107,961	12%
Department of Youth Services	\$5,055,318	\$50,558,443	10%
Department Conservation and Recreation	\$4,930,784	\$82,730,060	6%
Sheriff Department Plymouth	\$4,525,523	\$35,797,933	13%
Sheriff Department Essex	\$4,446,926	\$50,622,775	9%
Sheriff Department Worcester	\$3,675,721	\$36,257,322	10%
Sheriff Department Barnstable	\$3,430,683	\$25,388,809	14%
Sheriff Department Middlesex	\$2,075,515	\$53,198,774	4%
Sheriff Department Norfolk	\$1,989,071	\$24,523,555	8%
Mass Rehabilitation Commission	\$1,720,666	\$65,157,790	3%
Sheriff Department Bristol	\$1,649,933	\$34,314,586	5%
Soldiers' Home In Massachusetts	\$1,532,541	\$18,711,593	8%
Soldiers' Home In Holyoke	\$1,393,343	\$17,809,522	8%
Executive Office of Health and Human Services	\$1,307,521	\$118,478,972	1%
Lottery and Gaming Commission	\$1,027,416	\$31,997,539	3%
Office of the State Treasurer	\$976,468	\$15,888,026	6%
Department of Transitional Assistance	\$934,000	\$93,797,751	1%
Sheriff Department Hampden	\$917,316	\$66,758,021	1%
Bridgewater State University	\$896,425	\$94,872,903	1%
Department of Revenue	\$861,582	\$120,433,149	1%
Executive Office of Environmental Affairs	\$837,327	\$25,575,419	3%
Military Division	\$818,194	\$18,418,924	4%
Quinsigamond Community College	\$727,845	\$43,285,117	2%
Executive Office For Administration and Finance	\$647,286	\$25,740,015	3%
Westfield State University	\$622,468	\$55,695,598	1%
Bunker Hill Community College	\$594,396	\$51,997,225	1%
Capital Asset Management and Maintenance Division	\$585,734	\$32,786,510	2%
Fitchburg State University	\$570,224	\$43,939,042	1%
North Shore Community College	\$569,313	\$35,021,869	2%
Worcester State University	\$558,506	\$47,785,401	1%
Framingham State University	\$542,178	\$45,670,507	1%
Massachusetts Office of Information Technology	\$540,723	\$28,920,642	2%
Sheriff Department Franklin	\$540,633	\$13,130,166	4%
Trial Court	\$524,048	\$485,808,826	0%
Executive Office of Labor and Workforce Development	\$469,160	\$87,404,320	1%
Holyoke Community College	\$455,446	\$34,930,487	1%
Massachusetts College of Art and Design	\$448,961	\$33,072,882	1%
Department of Public Safety	\$421,928	\$12,992,922	3%

Springfield Tech Comm College	\$415,705	\$34,737,525	1%
Salem State University	\$389,658	\$87,445,384	0%
Department of Environmental Protection	\$381,620	\$61,200,096	1%
Chief Medical Examiner	\$328,146	\$7,638,578	4%
Emergency Management Agency	\$281,148	\$6,398,972	4%
Massachusetts Maritime Academy	\$271,610	\$23,317,030	1%
Massasoit Community College	\$249,390	\$38,346,383	1%
Sheriff Department Berkshire	\$228,155	\$15,234,158	1%
Executive Office of Public Safety & Homeland Security	\$227,354	\$15,853,381	1%
Middlesex Community College	\$212,988	\$45,870,063	0%
Mt Wachusett Community College	\$188,589	\$28,203,395	1%
Department of Public Utilities	\$188,083	\$12,439,797	2%
Massachusetts College of Liberal Arts	\$184,484	\$22,854,737	1%
Sheriff Department Dukes	\$178,239	\$2,793,856	6%
Secretary of State	\$163,306	\$27,370,652	1%
Bristol Community College	\$141,633	\$42,507,680	0%
Department of Fish and Game	\$139,872	\$21,856,184	1%
Parole Board	\$108,785	\$13,941,630	1%
Cape Cod Community College	\$101,112	\$19,722,311	1%
Office of the Comptroller	\$97,254	\$10,262,624	1%
Executive Office of Education	\$92,488	\$8,061,315	1%
Teachers Retirement Board	\$82,632	\$6,159,547	1%
Mass Bay Community College	\$79,989	\$23,936,136	0%
Sheriff Department Hampshire	\$75,585	\$12,591,755	1%
Criminal Justice Information Services Department	\$73,698	\$2,637,603	3%
Northern Essex Community College	\$61,909	\$34,154,393	0%
State Reclamation Board	\$61,691	\$6,312,179	1%
Greenfield Community College	\$55,643	\$15,375,304	0%
Roxbury Community College	\$48,135	\$15,397,453	0%
Department of Fire Services	\$47,872	\$10,574,978	0%
Department of Elementary & Secondary Education	\$37,139	\$41,898,111	0%
Bureau of State Buildings	\$36,177	\$923,026	4%
Public Employee Retirement Administration	\$30,920	\$4,142,698	1%
Berkshire Community College	\$29,765	\$14,778,902	0%
Division of Operational Services	\$18,022	\$7,472,108	0%
Dept of Housing and Community Development	\$14,893	\$21,731,391	0%
Department of Veterans Services	\$11,704	\$4,077,611	0%
Massachusetts Gaming Commission	\$10,863	\$6,601,094	0%
Department of Early Education & Care	\$9,968	\$14,431,159	0%
Center For Health Information & Analysis	\$7,315	\$13,503,488	0%

Commission For the Deaf and Hard of Hearing	\$7,098	\$3,455,849	0%
Human Resources Division	\$6,908	\$10,838,194	0%
Attorney General Office	\$4,986	\$34,781,084	0%
Appellate Tax Board	\$4,135	\$1,812,261	0%
Group Insurance Commission	\$3,218	\$3,765,554	0%
Committee For Public Counsel Services	\$3,027	\$45,747,842	0%
Department of Telecommunication and Cable	\$2,891	\$1,525,387	0%
Mass Commission For the Blind	\$2,889	\$10,461,181	0%
Division of Insurance	\$1,648	\$10,429,337	0%
Norfolk District Attorney	\$1,168	\$8,321,642	0%
Berkshire District Attorney	\$1,114	\$3,344,531	0%
Plymouth District Attorney	\$1,083	\$7,817,722	0%
Department of Elder Affairs	\$329	\$4,484,224	0%
Northwestern District Attorney	\$94	\$4,791,290	0%
Division of Banks	\$5	\$12,514,640	0%
Commission On Judicial Conduct	\$-	\$507,886	0%
Administrative Law Appeals Division	\$-	\$2,849,499	0%
Appeals Court	\$-	\$11,455,763	0%
District Attorney Association	\$-	\$1,004,128	0%
Sheriffs Department Association	\$-	\$231,109	0%
Supreme Judicial Court	\$-	\$8,654,058	0%
Disabled Persons Protection Commission	\$-	\$2,479,516	0%
Sex Offender Registry	\$-	\$3,867,319	0%
Department of Business and Technology	\$-	\$1,016,021	0%
Campaign & Political Finance	\$-	\$1,424,401	0%
Board of Library Commissioners	\$-	\$1,715,454	0%
Department of Higher Education	\$-	\$4,917,215	0%
Joint Legislative Expenditures	\$-	\$2,281,947	0%
Office For Refugees and Immigrants	\$-	\$1,317,740	0%
Health Policy Commission	\$-	\$5,001,678	0%
Sheriff Department Nantucket	\$-	\$298,556	0%
Mass Cultural Council	\$-	\$2,265,137	0%
Mental Health Legal Advisors	\$-	\$1,100,010	0%
George Fingold Library	\$-	\$750,286	0%
Massachusetts Marketing Partnership	\$-	\$1,325,281	0%
Governors Office	\$-	\$5,274,049	0%
Office of Inspector General	\$-	\$3,633,514	0%
Cape & Islands District Attorney	\$-	\$3,453,817	0%
Office of the Child Advocate	\$-	\$427,902	0%
Developmental Disabilities Council	\$-	\$1,011,103	0%

Worcester (Middle) District Attorney	\$-	\$10,024,781	0%
Bristol District Attorney	\$-	\$8,104,393	0%
Commission Against Discrimination	\$-	\$4,897,420	0%
Eastern District Attorney	\$-	\$9,020,439	0%
Suffolk District Attorney	\$-	\$15,784,481	0%
House of Representatives	\$-	\$33,264,367	0%
Civil Service Commission	\$-	\$401,312	0%
Middlesex (Northern) District Attorney	\$-	\$13,412,428	0%
Senate	\$-	\$16,898,860	0%
Massachusetts Office On Disability	\$-	\$804,883	0%
Victim and Witness Assistance Board	\$-	\$995,972	0%
Governors Council	\$-	\$287,585	0%
Board of Bar Examiners	\$-	\$864,234	0%
Office of Consumer Affairs and Business Regulation	\$-	\$1,866,634	0%
Division of Standards	\$-	\$1,177,810	0%
Hampden District Attorney	\$-	\$8,304,754	0%
Division of Professional Licensure	\$-	\$7,715,845	0%
State Ethics Commission	\$-	\$1,536,073	0%
Municipal Police Training Committee	\$-	\$3,696,998	0%
Executive Office of Economic Development	\$-	\$5,035,879	0%
Commission On Status of Women	\$-	\$74,935	0%
State Auditors Office	\$-	\$14,659,161	0%
Department of Agricultural Resources	\$-	\$5,567,117	0%
Department of Energy Resources	\$-	\$4,944,554	0%
TOTAL	\$250,119,725	\$6,865,227,028	4%

[\(Back to top\)](#)

Number of six-figure earners by department

Figures are for 2016.

University of Massachusetts System

3,563

Department of State Police

1,817

Trial Court

1,249

Massachusetts Department of Transportation

 756

Department of Correction

 625

Department of Public Health

 515

Department of Mental Health

 430

Salem State University

 233

Department of Developmental Services

 222

Bridgewater State University

 214

Executive Office of Health & Human Services

 212

Department of Revenue

 165

Sheriff Department Suffolk

 153

Department of Children & Families

 124

Westfield State University

 116

Department of Elementary & Secondary Education

 108

Worcester State University

 107

Department of Environmental Protection

 101

Framingham State University

 88

Fitchburg State University

 83

Massachusetts Office of Information Technology

 79

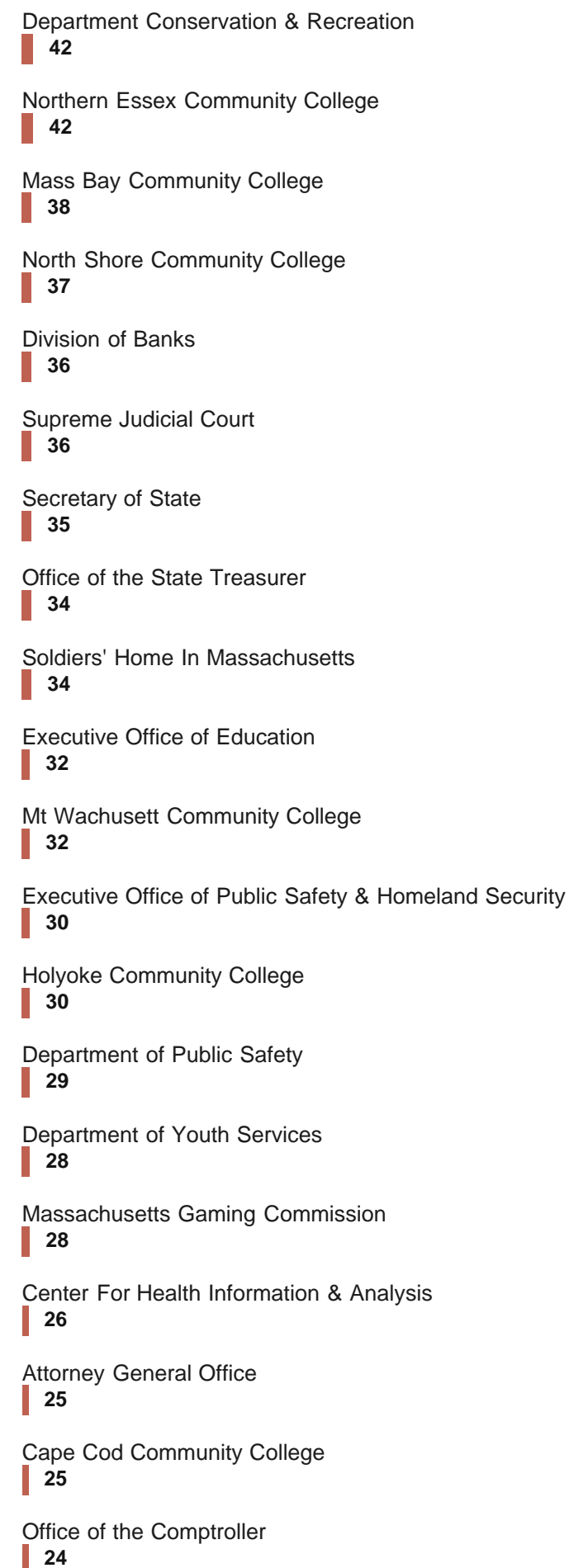
Quinsigamond Community College

 76

Sheriff Department Essex

 76

Sheriff Department Middlesex	76
Bunker Hill Community College	71
Massachusetts College of Art & Design	71
Executive Office For Administration & Finance	68
Executive Office of Labor & Workforce Development	66
Massachusetts Maritime Academy	65
Committee For Public Counsel Services	62
Capital Asset Management & Maintenance Division	58
Executive Office of Environmental Affairs	57
Middlesex Community College	57
Springfield Tech Comm College	56
Mass Rehabilitation Commission	54
Sheriff Department Hampden	52
Sheriff Department Plymouth	51
Sheriff Department Barnstable	49
Appeals Court	48
Bristol Community College	46
Lottery & Gaming Commission	46
Massasoit Community College	46
Massachusetts College of Liberal Arts	43



Department of Transitional Assistance	23
Sheriff Department Worcester	23
Department of Public Utilities	20
Human Resources Division	19
Parole Board	19
State Auditors Office	19
Berkshire Community College	18
Department of Fish & Game	18
Division of Insurance	18
Sheriff Department Norfolk	18
Governors Office	17
Military Division	17
Soldiers' Home In Holyoke	17
Suffolk District Attorney	17
Dept of Housing & Community Development	16
Greenfield Community College	16
Chief Medical Examiner	14
Department of Early Education & Care	13
Executive Office of Economic Development	13
Health Policy Commission	13

Sheriff Department Berkshire

13

Department of Higher Education

12

Roxbury Community College

12

Teachers Retirement Board

12

Bristol District Attorney

11

House of Representatives

11

Public Employee Retirement Administration

11

Middlesex Northern District Attorney

10

Sheriff Department Franklin

10

Appellate Tax Board

9

Department of Energy Resources

9

Department of Fire Services

9

Division of Operational Services

9

Eastern District Attorney

9

Hampden District Attorney

9

Plymouth District Attorney

9

Worcester Middle District Attorney

9

Norfolk District Attorney

8

Office of Inspector General

8

Sex Offender Registry

8

Commission Against Discrimination

7

Department of Elder Affairs

7

Northwestern District Attorney

7

Senate

7

Sheriff Department Hampshire

7

Cape & Islands District Attorney

6

Division of Professional Licensure

6

Mental Health Legal Advisors

6

District Attorney Association

5

Administrative Law Appeals Division

4

Emergency Management Agency

4

Joint Legislative Expenditures

4

Mass Cultural Council

4

Berkshire District Attorney

3

Civil Service Commission

3

Commission For the Deaf & Hard of Hearing

3

Department of Agricultural Resources

3

Department of Veterans Services

3

Disabled Persons Protection Commission

3

Group Insurance Commission

3

Mass Commission For the Blind

3

Office of Consumer Affairs & Business Regulation

3

Sheriff Department Bristol

3

State Reclamation Board

3

Board of Bar Examiners

2

Campaign & Political Finance

2

Massachusetts Marketing Partnership

2

Office of the Child Advocate

2

State Ethics Commission

2

Board of Library Commissioners

1

Bureau of State Buildings

1

Commission On Judicial Conduct

1

Criminal Justice Information Services Department

1

Department of Business & Technology

1

Department of Telecommunication & Cable

1

Developmental Disabilities Council

1

Division of Standards

1

George Fingold Library

1

Municipal Police Training Committee

1

Office For Refugees & Immigrants

1

Sheriff Department Dukes

1

Victim & Witness Assistance Board

1

SOURCE: Office of the Comptroller

[\(Back to top\)](#)

To see more detailed state payroll data for 2016, [click here](#).

Get Fast Forward in your inbox:

Forget yesterday's news. Get what you need today in this early-morning email.

Sign Up

Related:

- [State's payroll falls — slightly — for first time in years](#)
- [16 state workers made \\$100k or more in OT pay last year](#)
- [Chart: The 100 highest-paid Mass. state workers in 2016](#)

Matt Rocheleau can be reached at

matthew.rocheleau@globe.com. *Follow him on Twitter*

[@mrochele](https://twitter.com/mrochele)



The **best deals** from great stores—right to your inbox.

Sign up

boston.com | Shops

0 COMMENTS

Stay updated, right in your news feed.

Top 10 Trending Articles

Most Viewed

Most Commented

Most Shared

Nick Cafardo: Which players may be available in trade after...

Trump forsakes scenic traditions to vacation in the land of ...

Trump administration advances religious researchers' birth...

What's it like be an NFL quarterback at 40? We asked Warr...

Dick Albert, former Channel 5 weatherman, dies

Trump increasingly isolated as disillusionment grows withi...
My Account

There's one month left of summer. Here's what you can't m...
Manage my Account

Former Patriots QB Jim Pankett: 'My life sucks'
Mobile Customer Service

Special Counsel Mueller asks White House for documents o...
Sign Up For Newsletters

Contact
Storms could bring hail and severe winds Saturday

Help

FAQs

Globe newsroom

Advertise

Social

Facebook

Twitter

Google+

More

ePaper

[News in Education](#)

[Archives](#)

[Privacy policy](#)

[Terms of service](#)

[Terms of purchase](#)

[Work at Boston Globe Media](#)

© 2017 Boston Globe Media Partners, LLC