



# Town-by-town presidential election results

E-MAIL FACEBOOK TWITTER LINKEDIN

0

By **Matt Rocheleau**

GLOBE STAFF OCTOBER 13, 2016

How Massachusetts has voted in key elections.

Use the search bar on the top right of each table below to find your town.



## 1972

Democratic ticket George McGovern and R. Sargent Shriver versus Republican ticket Richard M. Nixon and Spiro Agnew. McGovern-Shriver won the most votes overall in Massachusetts. Nixon-Agnew won the national election. The "Other" column consists of votes for independents and all other candidates as well as people who left ballots blank or indicated no preference.

Search:

City/town	D	R	Other	Votes	
Abington		46%	52%	3%	5,538
Acton		41%	58%	2%	7,735
Acushnet		61%	37%	3%	3,999
Adams		61%	37%	2%	5,714
Agawam		49%	50%	2%	9,834
Alford		28%	66%	6%	178
Amesbury		46%	51%	2%	5,234
Amherst		68%	31%	1%	9,398
Andover		40%	57%	2%	12,283





Aquinnah	63%	32%	4%	93
Arlington	56%	42%	2%	28,244
Ashburnham	48%	50%	2%	1,629
Ashby	35%	63%	2%	969
Ashfield	39%	56%	4%	659
Ashland	50%	48%	2%	4,017
Athol	41%	57%	2%	4,822
Attleboro	45%	53%	2%	13,176
Auburn	47%	51%	2%	7,716

Showing 1 to 20 of 351 entries

Previous 1 2 3 4 5 ... 18 Next

## 1980

Democratic ticket Jimmy Carter and Walter Mondale versus Republican ticket Ronald Reagan and George H.W. Bush. Reagan-Bush won the most votes overall in Massachusetts and also won the national election. The "Other" column consists of votes for independents and all other candidates as well as people who left ballots blank or indicated no preference.

City/town	 D	 R	 Other	 Votes	
Abington		35%	49%	16%	6,087
Acton		30%	44%	26%	8,800
Acushnet		42%	42%	16%	4,524
Adams		51%	35%	15%	5,415
Agawam		39%	44%	17%	10,847
Alford		29%	50%	22%	221
Amesbury		37%	43%	20%	5,573
Amherst		51%	20%	29%	11,850
Andover		29%	52%	19%	13,806
Aquinnah		61%	16%	23%	140
Arlington		43%	39%	17%	27,221
Ashburnham		38%	43%	19%	1,859
Ashby		31%	52%	17%	1,122
Ashfield		32%	44%	24%	746
Ashland		41%	40%	19%	4,418
Athol		32%	56%	12%	4,505
Attleboro		34%	46%	19%	12,760
Auburn		37%	45%	18%	7,861

Showing 1 to 20 of 351 entries

Previous 1 2 3 4 5 ... 18 Next

## 1992

Democratic ticket Bill Clinton and Al Gore versus Republican ticket George H.W. Bush and Dan Quayle versus independent ticket Ross Perot and James Stockdale. Clinton-Gore won the most votes overall in Massachusetts and also won the national election. The "I" column shows votes for the Perot-Stockdale ticket. The "Other" column consists of votes for all other candidates as well as people who left ballots blank or indicated no preference.

Search:

City/town	<b>D</b>	<b>R</b>	<b>I</b>	<b>Other</b>		
Abington		36%		34%	26%	4%
Acton		48%		30%	21%	1%
Acushnet		52%		17%	29%	1%
Adams		55%		18%	26%	2%
Agawam		40%		31%	28%	1%
Alford		46%		25%	28%	1%
Amesbury		41%		28%	30%	1%
Amherst		72%		14%	12%	2%
Andover		39%		38%	21%	1%
Aquinnah		77%		11%	11%	0%
Arlington		54%		25%	16%	5%
Ashburnham		40%		31%	27%	2%
Ashby		34%		36%	28%	2%
Ashfield		53%		22%	23%	2%
Ashland		45%		29%	24%	3%
Athol		38%		30%	30%	2%
Attleboro		38%		31%	28%	3%
Auburn		41%		34%	21%	3%

Showing 1 to 20 of 351 entries

Previous 1 2 3 4 5 ... 18 Next

## 2012

Democratic ticket Barack Obama and Joe Biden versus Republican ticket Mitt Romney and Paul Ryan. Obama-Biden won the most votes overall in Massachusetts and also won the national election. The "Other" column consists of votes for independents and all other candidates as well as people who left ballots blank or indicated no preference.

Search:

City/town	<b>D</b>	<b>R</b>	<b>Other</b>	<b>Votes</b>	
Abington		50%	49%	2%	8,343
Acton		65%	32%	2%	12,022
Acushnet		56%	41%	3%	5,398

Adams	77%	21%	3%	3,931
Agawam	50%	48%	2%	14,443
Alford	76%	21%	3%	306
Amesbury	57%	40%	3%	8,523
Amherst	82%	12%	5%	15,520
Andover	50%	48%	2%	18,830
Aquinnah	84%	13%	3%	299
Arlington	72%	25%	3%	26,253
Ashburnham	50%	47%	3%	3,254
Ashby	45%	52%	3%	1,843
Ashfield	79%	17%	5%	1,130
Ashland	58%	40%	2%	8,575
Athol	53%	44%	3%	4,770
Attleboro	54%	44%	2%	19,429
Auburn	51%	46%	3%	8,872

Showing 1 to 20 of 351 entries

Previous 1 2 3 4 5 ... 18 Next

**SOURCE: Secretary of the Commonwealth of Massachusetts Elections Division**  
MATT ROCHELEAU/GLOBE STAFF

*Matt Rocheleau can be reached at [matthew.rocheleau@globe.com](mailto:matthew.rocheleau@globe.com). Follow him on Twitter [@mrochele](https://twitter.com/mrochele)*

0 COMMENTS

Stay updated, right in your news feed.

## Top 10 Trending Articles

Most Viewed

Most Commented

Most Shared

Legal Sea Foods chowder dropped from inauguration menu

Obama awards Biden Presidential Medal of Freedom

Brookline woman found dead in home; sister may have live...

Rural Americans are more likely to die from the top 5 cause...

## The Ship may go down on Route 1

---

## Yes, the NFL really does have a ratings problem

---

### Learn more

#### Trump's unchained ego takes center stage

[SUBSCRIBE](#) [BOSTON GLOBE INSIDERS](#) [EPAPER EDITION](#)

---

#### Intel officials disclosed Trump allegations out of fear they w...

[MY ACCOUNT](#)

[LOGOUT](#)

#### A liberal arts college without English majors? N.H. school r...

[MANAGE MY ACCOUNT](#)

[DOWNLOAD CUSTOMER SERVICE APP](#)

---

#### Politics, profits and the president at L.L. Bean

#### SOCIAL

[FACEBOOK](#)

[TWITTER](#)

[GOOGLE+](#)

[CONTACT](#)

[HELP](#)

[FAQS](#)

[GLOBE NEWSROOM](#)

[ADVERTISE](#)

#### MORE

[EPAPER](#)

[NEWS IN EDUCATION](#)

[ARCHIVES](#)

[PRIVACY POLICY](#)

[TERMS OF SERVICE](#)

[TERMS OF PURCHASE](#)

[YOUR AD CHOICES](#)

[WORK AT BOSTON GLOBE MEDIA](#)

---