



Help Your Favorite Area Non-Profit With GRANT

2016 BOSTON MARATHON

More ▾

Marathon metrics: A closer look at the 2016 Boston field

E-MAIL

FACEBOOK

TWITTER

GOOGLE

LINKEDIN

2



JESSICA RINALDI/GLOBE STAFF/FILE 2015

By Rachel G. Bowers and Matt Rocheleau

GLOBE STAFF APRIL 13, 2016

More than 30,000 runners will descend on Boston over the next several days as the 120th Boston Marathon nears.

Some are traveling more than 11,000 miles to make the famed 26.2-mile run from Hopkinton into the heart of the city. Others will take a short drive to get to the starting line.


With all 50 states and 81 countries represented, we wanted to sift through the Boston Athletic Association's database of entrants to take a closer look at the demographics of this year's marathon field.

Here's what we found:

Of the 30,656 runners in the field, 54.1 percent are men and 45.9 percent are women.



Runners by gender




Drone detectors to be back at Marathon Monday — but without the net guns

If there's a drone in the sky at this year's Boston Marathon, these guys will know about it.

Of the more than 16,000 men competing, the oldest is an 84-year-old from Medford, N.Y. The oldest

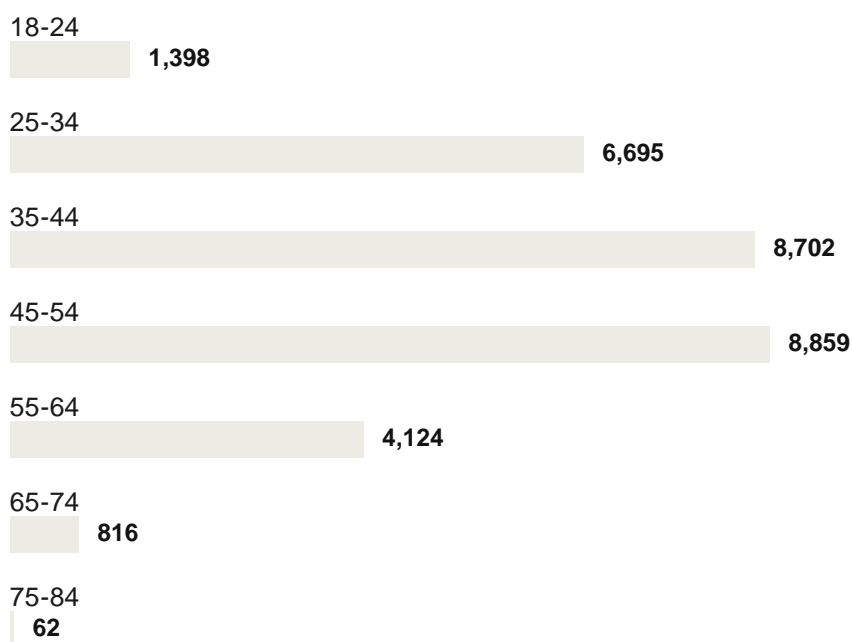
woman? Not far behind. She's an 83-year-old from Santa Cruz, Calif. The average age of the men's field is four years older than the women's.

Average age of runners by gender



The age bracket with the most competitors? Forty-five to 54 years old.

Numbers of runners in each age bracket



Though there are about 2,500 more men than women running in this year's race, the gender totals don't tell the whole story.

From ages 18 to 34, there are 1,365 more women and men. But from ages 35 to 84, men far outnumber women, 8,859 to 5,002.



Gender breakdown in each age bracket

Age brackets	18-24
Women	824
% of age bracket	58.94
Men	574
% of age bracket	41.06

Age brackets	25-34
Women	3,812
% of age bracket	56.94
Men	2,883
% of age bracket	43.06

Age brackets	35-44
Women	4,444
% of age bracket	51.07
Men	4,258
% of age bracket	48.93

Age brackets	45-54
Women	3,679
% of age bracket	41.53
Men	5,180
% of age bracket	58.47

Age brackets	55-64
Women	1,162
% of age bracket	28.18
Men	2,962
% of age bracket	71.82

Age brackets	65-74
---------------------	-------

Women	156
% of age bracket	19.12
Men	660
% of age bracket	80.88
Age brackets	75-84
Women	5
% of age bracket	8.06
Men	57
% of age bracket	91.94
Age brackets	Total
Women	14,082
% of age bracket	45.94
Men	16,574
% of age bracket	54.06

Which Massachusetts cities and towns are home to the most Boston Marathon runners?

Of the 30,000-plus people registered to run this year's Boston Marathon, about 5,100 hail from Massachusetts. The map below shows how many runners have entered from each city and town across the state. (Note: A relatively small number of runners are not included in the following map because they listed their hometown and ZIP codes as places that are not recognized by the state of Massachusetts as one of its official 351 towns and cities. One person said they were from Devens, which overlaps parts of the towns of Ayer and Shirley. And 31 people said they were from Chestnut Hill, which overlaps parts of Brookline, Boston, and Newton.)



SOURCE: Boston Athletic Association
MATT ROCHELEAU / GLOBE STAFF

Boston Marathon runners by state

Of the 30,000-plus people registered to run this year's Boston Marathon, about 25,000 hail from the United States. The map below shows how many runners have entered from each state. (Note: A relatively small number of runners are not included in the following map because they listed their hometown as places that are not one of the 50 official states. One person listed themselves as being from the Virgin Islands; four from Guam; 10 from the Armed Forces; and 27 from Puerto Rico.)



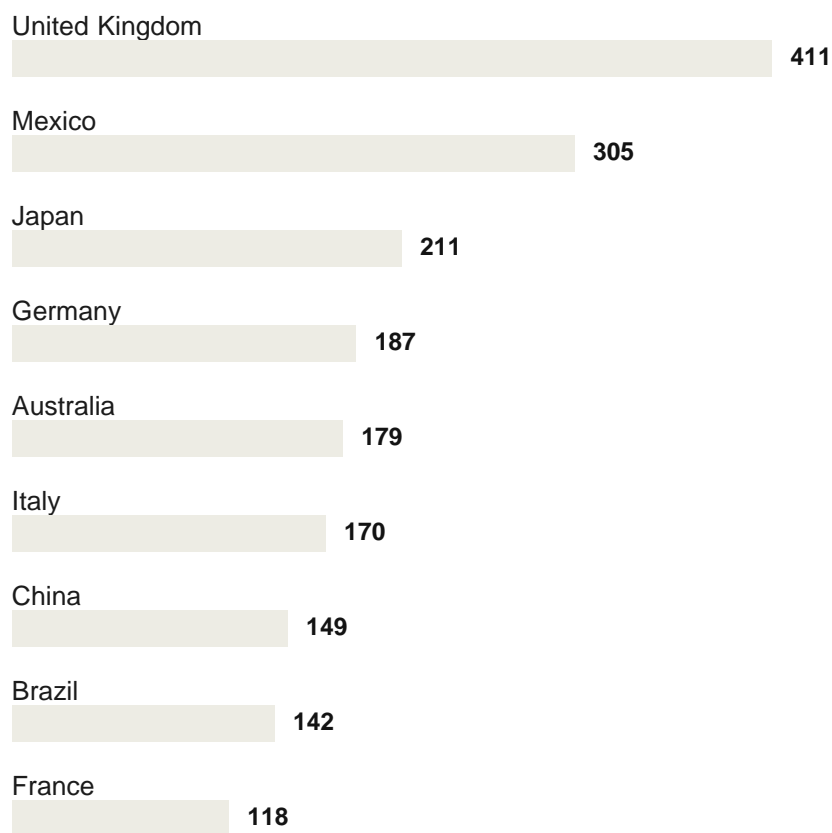
SOURCE: Boston Athletic Association
MATT ROCHELEAU/GLOBE STAFF

More maps: Massachusetts per capita by city/town and US per capita by state

Outside of the US, 80 other countries are represented. Canada has the second-most runners competing with 2,403.

Twelve countries are represented by at least one runner: Albania, Andorra, Bangladesh, Falkland Islands, Jamaica, Jordan, Nigeria, Romania, Uganda, British Virgin Islands, Vietnam, and Zimbabwe. Nine countries had at least 100 runners qualify.

Countries that are represented by at least 100 runners



Note: Calculated by country of residence

Australia claims not only 179 competitors, but also 15 who will travel more than 11,000 miles to get to Boston for the race.

Farthest distance traveled

City	City Beach
Miles traveled	11,638
Runners	1

City	Dalkeith
Miles traveled	11,641

Runners	1
----------------	---

City	Karrinyup
-------------	-----------

Miles traveled	11,634
-----------------------	--------

Runners	2
----------------	---

City	Maida Vale
-------------	------------

Miles traveled	11,634
-----------------------	--------

Runners	1
----------------	---

City	Meadow Springs
-------------	-----------------------

Miles traveled	11,674
-----------------------	---------------

Runners	1
----------------	----------

City	Mount Hawthorn
-------------	----------------

Miles traveled	11,635
-----------------------	--------

Runners	1
----------------	---

City	Northbridge
-------------	-------------

Miles traveled	11,637
-----------------------	--------

Runners	1
----------------	---

City	Perth
-------------	-------

Miles traveled	11,637
-----------------------	--------

Runners	4
----------------	---

City	South Perth
-------------	-------------

Miles traveled	11,638
-----------------------	--------

Runners	1
----------------	---

City	Stoneville
-------------	------------

Miles traveled	11,624
-----------------------	--------

Runners	1
----------------	---

City	Subiaco
Miles traveled	11,637
Runners	1

Little has changed on the popular name front from two years ago: Michael and Jennifer still reign.

This year, the average age of the Michaels is five years older than the Jennifers, about on par with the difference between average age of the men's and women's fields.

On the men's and women's sides, there are 106 names that have at least 30 runners competing.

Most popular men's names

Name	Michael
Count	590
Average age	44.1

Name	David
Count	485
Average age	47.6

Name	John
Count	455
Average age	48.4

Name	Robert
Count	277
Average age	48.6

Name	James
Count	271
Average age	47.4

Name	Brian
Count	242
Average age	44.1

Name	Mark
Count	240
Average age	47.6

Name	Daniel
Count	230
Average age	41.9

Name	Kevin
Count	200
Average age	43.5

Name	Paul
Count	199
Average age	47.6

Name	Matthew
Count	197
Average age	36.6

Name	Scott
Count	195
Average age	44.1

Name	Christopher
Count	183
Average age	39.7

Name	Thomas
Count	179

Average age	45
--------------------	----

Name	Richard
-------------	---------

Count	174
--------------	-----

Average age	50.1
--------------------	------

Name	Andrew
-------------	--------

Count	172
--------------	-----

Average age	39
--------------------	----

Name	Eric
-------------	------

Count	168
--------------	-----

Average age	41.9
--------------------	------

Name	Peter
-------------	-------

Count	161
--------------	-----

Average age	46.9
--------------------	------

Name	Patrick
-------------	---------

Count	159
--------------	-----

Average age	41.3
--------------------	------

Name	William
-------------	---------

Count	153
--------------	-----

Average age	48.5
--------------------	------

Name	Stephen
-------------	---------

Count	152
--------------	-----

Average age	46.7
--------------------	------

Name	Jason
-------------	-------

Count	148
--------------	-----

Average age	38.8
--------------------	------

Name	Jeffrey
Count	140
Average age	44.8

Name	Chris
Count	138
Average age	42.5

Name	Joseph
Count	137
Average age	44.9

Name	Ryan
Count	133
Average age	33.5

Name	Steve
Count	120
Average age	49.7

Name	Steven
Count	117
Average age	45.7

Name	Jonathan
Count	115
Average age	38.7

Name	Timothy
Count	115
Average age	43.5

Name	Mike
-------------	------

Count	107
--------------	-----

Average age	47.2
--------------------	------

Name	Jim
-------------	-----

Count	105
--------------	-----

Average age	52.2
--------------------	------

Name	Jeff
-------------	------

Count	103
--------------	-----

Average age	47.5
--------------------	------

Most popular women's names

Name	Jennifer
-------------	----------

Count	331
--------------	-----

Average age	39.1
--------------------	------

Name	Sarah
-------------	-------

Count	212
--------------	-----

Average age	34
--------------------	----

Name	Lisa
-------------	------

Count	191
--------------	-----

Average age	44
--------------------	----

Name	Elizabeth
-------------	-----------

Count	189
--------------	-----

Average age	37.1
--------------------	------

Name	Amy
-------------	-----

Count	173
--------------	-----

Average age	39.8
--------------------	------

Name	Jamie
Count	172
Average age	35.1

Name	Mary
Count	160
Average age	46.1

Name	Laura
Count	159
Average age	39.1

Name	Michelle
Count	149
Average age	40.2

Name	Jessica
Count	144
Average age	34

Name	Lauren
Count	134
Average age	31

Name	Susan
Count	133
Average age	50.2

Name	Melissa
Count	133
Average age	38.1

Name	Emily
-------------	-------

Count	125
Average age	30.5
Name	Julie
Count	121
Average age	41.9
Name	Nicole
Count	120
Average age	34.4
Name	Kelly
Count	120
Average age	39
Name	Stephanie
Count	116
Average age	36.8
Name	Karen
Count	116
Average age	46.5
Name	Christine
Count	115
Average age	42.3
Name	Amanda
Count	115
Average age	33.6
Name	Heather
Count	113
Average age	40.2

Name	Katie
Count	101
Average age	33.9

Rachel G. Bowers can be reached at rachel.bowers@globe.com. Follow her on Twitter [@RachelGBowers](https://twitter.com/RachelGBowers). Matt Rocheleau can be reached at matthew.rocheleau@globe.com. Follow him on Twitter [@mrochele](https://twitter.com/mrochele).

Get [Today's Headlines](#) from the Globe in your inbox:

[Privacy Policy](#)

SHOW 2 COMMENTS

Stay updated, right in your news feed.



K 336K

Top 10 Trending Articles

Most Viewed

Most Commented

Most Shared

Patriots release Dominique Easley

Patriots 2016 schedule

'The Sisterhood of the Traveling Prom Dress'

Trump would be a disaster, but Cruz would be apocalyptic

Governor Baker halts speech under onslaught of boos at LG...

Baker, Walsh to launch anti-marijuana campaign

Learn more

Vermont immigrant investor program operated Ponzi-like s...

[SUBSCRIBE](#) [BOSTON GLOBE INSIDERS](#) [EPAPER EDITION](#) [NEWS IN EDUCATION](#)

Bad deals in 2014 continue to haunt Red Sox

MY ACCOUNT

LOGOUT

Ask Nick: Are Red Sox rushing Christian Vazquez back too s...

MANAGE MY ACCOUNT

DOWNLOAD CUSTOMER SERVICE APP

A mother's frank depiction of daughter's overdose touches t...

SOCIAL

FACEBOOK

TWITTER

GOOGLE+

CONTACT

HELP

FAQS

GLOBE NEWSROOM

ADVERTISE

MORE

ARCHIVES

PRIVACY POLICY

TERMS OF SERVICE

TERMS OF PURCHASE

YOUR AD CHOICES

WORK AT BOSTON GLOBE MEDIA

© 2016 BOSTON GLOBE MEDIA PARTNERS, LLC
