

Other free tools: [Word to PDF](#) | [PDF to Word](#) | [PDF to Excel](#) | [Excel to PDF](#) | [PDF to PPT](#) | [PPT to PDF](#) | [Nitro Cloud](#) | [PDF Editor](#)

- 




[PDF Download 2.0 by Nitro PDF Software](#)



- [Add-Ons](#)
- 
- [Bookmarklet](#)
- 
- [Support](#)
- 
- [Press](#)
- 
- [About](#)

## PDF Download for Google Chrome, Safari and more

PDF Download lets you convert web pages into high-quality PDF files free from any web browser, including Google Chrome, Safari, Firefox, Internet Explorer and Opera.

Just drag this  bookmarklet link onto your browser's Bookmarks toolbar, and wherever you find a web page to convert, simply click **Save Page as PDF** and wait a moment to receive your PDF copy.

### What is a bookmarklet?

Bookmarklets are links you can add to your browser's toolbar area. Because they typically contain JavaScript, they let you perform actions that are more complicated than standard bookmarks, which just take you to a web page. In the case of the PDF Download bookmarklet, clicking on it sends a request to our conversion server to convert the page you are currently viewing and then prompts you to download the newly created PDF file.

### Setting up PDF Download

For step-by-step instructions for all browsers, follow the links below.

[Google Chrome](#)


[Safari](#)

[Firefox](#) (also see full [add-on](#))

[Internet Explorer](#) (also see full [add-on](#))


[Opera](#)

## Google Chrome

1. Make sure the **Bookmarks Bar** is visible. If it's not, select the **Always show bookmarks bar** option from the **Tools** menu.
2. Drag this link  up to your **Bookmarks Bar**.




## Safari

1. Make sure the **Bookmarks Toolbar** is visible. If it's not, go to the menu **View > Show Bookmarks Bar**.
2. Drag this link  up to your **Bookmarks Bar**.

Bookmarks Toolbar - Save Page as PDF




## Firefox

1. Make sure the **Bookmarks Toolbar** is visible. If it's not, go to the menu **View > Toolbars**.
2. Drag this link  up to your **Bookmarks Bar**.




## Internet Explorer

1. Make sure your **Links Toolbar** is visible. If it's not, right click on any part of the menu bar and make sure **Links** is **checked**.
2. Right click on  and click **Add to Favorites**.
3. In the **Create** in drop down, click the **Links** folder so that it appears in your **Links Toolbar**.



## Opera

1. Make sure the **Personal Bar** is visible. If it's not, go to the menu **View > Toolbars** and select it.
2. Drag this link  up to your **Personal Bar**.



Read more about how you can streamline document reviewing, annotate and [comment on PDFs](#), and generally work better by using Nitro PDF Professional's easy-to-use commenting tools, or just [try it for yourself](#).

Do complete PDF editing.



To keep up with what's happening with PDF Download, sign up for the product updates and tips on how to work with PDF files.

. It includes information on



©2011 Nitro PDF, Inc. & Nitro PDF Pty Ltd. All rights reserved.

[In the press](#) - [About Nitro PDF Software](#) - [Privacy](#)

[FAQ](#) - [Product updates](#) - [Translations](#) -

