


Fenway
Kenmore



Moms
Find your footing at boston.com/moms.

Moms go from
sneaks to stilettos
without breaking a sweat.

So do we.

home
news
events
discussions
search

[< Back to front page](#)

Text size - +

FENWAY-KENMORE

Census data: Fenway saw 2nd-highest rate of population growth

Posted by Matt Rocheleau April 6, 2011 11:00 AM

[E-mail](#) | [Print](#) | [Comments \(0\)](#)

By Matt Rocheleau, Town Correspondent

Fenway's population grew by 15.3 percent over the past decade, according to Census data released by the city.

NEIGHBORHOOD NUMBERS

Select a neighborhood below from the dropdown to see a breakdown of Census statistics.

Select a neighborhood

RELATED STORIES

- [Allston population spiked 14 percent over past decade](#)
- [African Americans now outnumber whites in Hyde Park](#)
- [Back Bay population rose less than one percent from 2000](#)
- [Beacon Hill population rose 3.5 percent from 2000](#)
- [Brighton population grew 4 percent in past decade](#)
- [Dorchester lost most residents among city neighborhoods](#)
- [Downtown population soared 46 percent](#)
- [Hispanics/Latinos surpass whites in East Boston](#)
- [Fenway saw 2nd-highest rate of population growth](#)
- [JP's Hispanic, black populations plunged](#)
- [Mattapan's population dropped at second-highest rate in city](#)
- [North End grew, but kept 'Little Italy' feel over past decade](#)
- [Roslindale saw population decline](#)
- [Roxbury gained most residents among city neighborhoods](#)
- [South Boston population grew 12 percent from 2000](#)
- [South End population spiked 12](#)

The increase, to 33,796 residents, put the Fenway second in growth among city neighborhoods behind Downtown, according to figures the Boston Redevelopment Authority compiled from US Census data.

The Fenway's growth was led by a 51.6-percent surge in Asian residents, to 6,235, and a 8.5-percent rise in white residents, to 21,867. The number of Hispanic/Latino residents grew 26 percent, or 590 residents.

Boston's population grew by 4.8 percent in the past decade to 617,594. The Hub remained a "majority-minority" city, as 53 percent of residents are of a non-white race/ethnicity.


In Boston, 47 percent of residents are white, 22.3 percent are Black/African American, 17.5 percent are Hispanic/Latino, and 8.8 percent are Asian.

While Boston gained over 41,000 people age 18 years and older, the city lost around 13,000 youth residents under 18. The 11-percent drop was among the most notable statistics for research director at Boston think-tank MassINC Benjamin Forman.

"There's no question that family households have been replaced by people without kids," he said, adding that a trend of fleeing families can often be a sign of gentrification.

The ratio of total residents 18 years or older

Connect to Your Town Fenway Kenmore on Facebook



You like **Your Town Fenway-Kenmore**. · [Admin](#)
[Page](#) · [Insights](#) · **Error**
You and 55 others like this. 55 likes. Sign Up to see...

ADVERTISEMENT

Ads by Google [what's this?](#)

[House Cleaning Prices](#)
 See List of House Cleaning Pros.
 Find House Cleaning By Zip Code.
[HouseCleaning.iCastle.com](#)

[Fire Restoration Service](#)
 ServiceMaster Disaster Recovery.
 Advanced Smoke & Fire Restoration
[www.request.servicemasterclean.com](#)

[Zero Population Growth](#)
 Help curb human population growth
 in the U.S. and around the world!
[www.populationconnection.org](#)

[an error occurred while processing this directive]

ADVERTISEMENT

Ads by Google [what's this?](#)

[Kenmore® Appliance Repair](#)
 Get the Sears® Professionals to
 Repair Your Kenmore Appliances!
[www.SearsHomeServices.com](#)

[Window Cleaning Estimates](#)
 Find Top-Rated Cleaning Pros in
 Your Area. Get 4 Free Bids Today!
[www.ServiceMagic.com](#)

[House Cleaning Estimates](#)
 Find The Perfect House Cleaning.
 Compare Prices in Under 30 Seconds.
[HouseCleaning.ConnectwithLife.com](#)

Fenway Kenmore Headlines »

- [Take her out to the ballgame? \(1 day ago\)](#)
- [From favorites to flops, Red Sox come home at 0-6 \(3 days ago\)](#)
- [Sox, city reach deal on Fenway liquor sales \(3 days ago\)](#)
- [HIT SONGS: Soundtrack for stepping up to the plate \(3 days ago\)](#)

Also From Fenway-



Local advertising by PaperG

percent over decade

grew in all but five neighborhoods. In Fenway, the ratio – at just under 98 percent – kept pace with Fenway’s overall growth since 2000.

The neighborhood had the highest proportion of 18-plus residents in both census counts. Citywide, that ratio grew from 80 to 83 percent.

With the population rising, the total number of Fenway housing units grew by 11.2 percent over the past 10 years to 12,836. The housing vacancy rate there also rose from 2.8 to 4.4 percent of total housing.

Citywide, housing grew by around 25,000 units, or 8 percent, however, vacancies also rose by 60 percent. Around 5 percent of Boston homes were empty in 2000; in 2010, around 7.25 percent of housing was vacant.

Boston’s neighborhoods have no officially-defined boundaries, according to the BRA. In order to sort census data by neighborhood, the city department said it used a combination of ZIP codes and zoning boundaries to define each neighborhood’s borders.

While the neighborhoods the city has mapped out for census number crunching by-and-large match how most perceive Boston’s configuration, the city acknowledged some may dispute how the BRA has defined where neighborhoods begin and end.


"Everyone has their own definition of ‘their’ neighborhood -- the best part about Boston is there is such pride in the question -- and therefore there are no official boundaries because if there were, we'd have 617,594 different opinions," said spokeswoman Susan Elsbree.

The department plans to release additional maps and is also fielding individual requests to have data provided based on customized neighborhood boundaries.

To simplify city data analyzed for this report, Boston.com grouped, as follows, smaller neighborhoods and districts into other, larger areas creating a total of 18 city subsections: Beacon Hill includes the West End; Downtown includes Chinatown and the Leather District; Roxbury includes Mission Hill and the Longwood Medical Area; South Boston includes the South Boston Waterfront; and the South End includes Bay Village. The Harbor Islands – with a combined population of 640 and 535 residents during the 2000 and 2010 census, respectively – were not used in this analysis.

However, raw data is still available here for each smaller neighborhood, district and islands that the BRA defined.

E-mail Matt Rocheleau at mjrochele@gmail.com.



◀ Previous entry Next entry ▶

MORE FROM BOSTON.COM

NH police: Woman who posted ad kidnapped, raped (Local News)

MORE FROM THE WEB

Fox News: Obese Ohio Man Dies After Being Fused to Chair for 2 Years (FoxNews.com)

Kenmore

RED SOX SEASON



Fenway's home opener through the years

STOLEN ART



The Gardner Museum

NIGHTLIFE



10 fun ideas for Fenway - Kenmore

NEIGHBORHOOD



Changes to expect in and around Fenway

Fenway Kenmore On Twitter »

Changes to expect in and around the neighborhood - <http://bo.st/dTtcym> about 19 hours ago

Scenes from the Red Sox home opener at Fenway Park-- even the dogs had Sox pride today. - <http://bo.st/gwxWSU> about 20 hours ago

So, how much does the Fenway area change when the Sox are playing? Check out a before/after gallery - <http://bo.st/hdsrXJ> about 20 hours ago

RT @SaraMarieBrown: Spotted at #Fenway: Rachel Dratch from SNI.. <http://bo.st/hiWD2C> about 25 hours ago

Follow other Boston.com Tweets | What is Twitter?

Medford robbery suspect may be connected to 7 Boston hold-ups
(Your Town)

One person killed in Marlborough crash, State Police say
(MetroDesk)

Bay Village takes a tough stand against graffiti
(Your Town)

Another strong quake strikes off tsunami-hit Japan
(World News)

UMass to ban tobacco use across campus
(Lifestyle)

6 New York Neighborhoods You May Not Have Heard Of
(The Daily Meal)

Multimillion-Dollar Homes on Sale for Half Price
(FoxNews.com)

ShamWow Guy Sued in Love Slave Scandal
(AOL Jobs)

100 Things to Make Your Home a Safer Place to Live
(Safety at Home)

What \$1,500 a Month Gets Homebuyers Today
(FoxNews.com)

[Sponsored links]



READER COMMENTS »

[View reader comments \(0\)](#) » [Comment on this story](#) »

[Home](#) | [News](#) | [Events](#) | [Schools](#) | [Sports](#) | [Discussions](#) | [Marketplace](#)

[Contact Us](#) | [Contact Boston.com](#) | [Contact The Boston Globe](#) | [Privacy Policy](#) | [Your Ad Choices](#) | [Help](#) | [Advertise](#) | © 2011 NY Times Co.

Ads by Google [what's this?](#)

[See Boston Neighborhoods](#)
Moving? See Interactive Boston Maps for Local History, Eateries & Tips!
www.BallastRealty.com/bostonliving

[Come for Boston](#)
stay for The marathon. Race tips to grub tips from those in the know.
www.NewBalance.com/Boston

[Microsoft New England](#)
Research and Development Center.
Another revolution is brewing.
www.MicrosoftCambridge.com